

Synonym

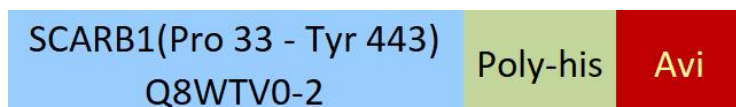
SCARB1,CD36L1,SRB1,CLA-1,SR-BI,HDLQTL6

Source

Biotinylated Human SCARB1, His,Avitag (SC1-H82E5) is expressed from human 293 cells (HEK293). It contains AA Pro 33 - Tyr 443 (Accession # [Q8WTV0-2](#)).

Predicted N-terminus: Pro 33

Molecular Characterization



This protein carries a polyhistidine tag at the C-terminus, followed by an Avi tag (Avitag™).

The protein has a calculated MW of 50.3 kDa. The protein migrates as 70-90 kDa under reducing (R) condition (SDS-PAGE) due to glycosylation.

Biotinylation

Biotinylation of this product is performed using Avitag™ technology. Briefly, the single lysine residue in the Avitag is enzymatically labeled with biotin.

Biotin:Protein Ratio

Passed as determined by the HABA assay / binding ELISA.

Endotoxin

Less than 1.0 EU per µg by the LAL method.

Purity

>95% as determined by SDS-PAGE.

Formulation

Lyophilized from 0.22 µm filtered solution in PBS, pH7.4. Normally trehalose is added as protectant before lyophilization.

Contact us for customized product form or formulation.

Reconstitution

Please see Certificate of Analysis for specific instructions.

For best performance, we strongly recommend you to follow the reconstitution protocol provided in the CoA.

Storage


For long term storage, the product should be stored at lyophilized state at -20°C or lower.

Please avoid repeated freeze-thaw cycles.

This product is stable after storage at:

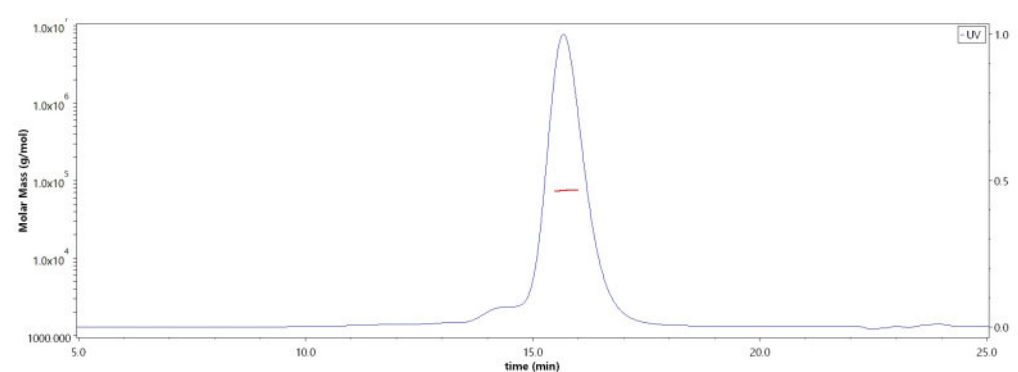
- -20°C to -70°C for 12 months in lyophilized state;
- -70°C for 3 months under sterile conditions after reconstitution.

SDS-PAGE



Biotinylated Human SCARB1, His,Avitag on SDS-PAGE under reducing (R) condition. The gel was stained overnight with Coomassie Blue. The purity of the protein is greater than 95%.

SEC-MALS



The purity of Biotinylated Human SCARB1, His,Avitag (Cat. No. SC1-H82E5) is more than 85% and the molecular weight of this protein is around 62-85 kDa verified by SEC-MALS.

[Report](#)

Background

Scavenger receptor class B member 1 (SRB1) is also known as SR-BI, CD36 and LIMPII analogous 1 (CD36L1), CLA-1, is a member of the scavenger receptor family or CD36 family. CD36L1 is an integral membrane protein found in numerous cell types/tissues, including the liver and adrenal. SRB1 is receptor for different

ligands such as phospholipids, cholesterol ester, lipoproteins, phosphatidylserine and apoptotic cells. CLA-1 facilitates the flux of free and esterified cholesterol between the cell surface and extracellular donors and acceptors, such as high-density lipoprotein (HDL) and to a lesser extent, apoB-containing lipoproteins and modified lipoproteins. SCARB1 is, along with CD81, the receptor for the entry of the Hepatitis C virus glycoprotein E2 in liver cells, and binding between SCARB1 and E2 was found to be independent of the genotype of the viral isolate. SRB1 plays an important role in the uptake of HDL cholesteryl ester.

Clinical and Translational Updates

Please contact us via TechSupport@acrobiosystems.com if you have any question on this product.