

Synonym

C7orf15,C7orf15MGC138295,CD112R,MGC104322,MGC138297,MGC2463,PVRIG,CD112 receptor

Source

Human PVRIG, His Tag (PVG-H52H5) is expressed from human 293 cells (HEK293). It contains AA Thr 41 - Asp 171 (Accession # [Q6DKI7-1](#)).

Molecular Characterization

PVRIG(Thr 41 - Asp 171)
Q6DKI7-1 Poly-his

This protein carries a polyhistidine tag at the C-terminus.

The protein has a calculated MW of 15.7 kDa. The protein migrates as 22-30 kDa under reducing (R) condition (SDS-PAGE) due to glycosylation.

Endotoxin

Less than 1.0 EU per µg by the LAL method.

Purity

>90% as determined by SDS-PAGE.

>90% as determined by SEC-MALS.

Formulation

Lyophilized from 0.22 µm filtered solution in PBS, pH7.4. Normally trehalose is added as protectant before lyophilization.

Contact us for customized product form or formulation.

Reconstitution

Please see Certificate of Analysis for specific instructions.

For best performance, we strongly recommend you to follow the reconstitution protocol provided in the CoA.


Storage

For long term storage, the product should be stored at lyophilized state at -20°C or lower.

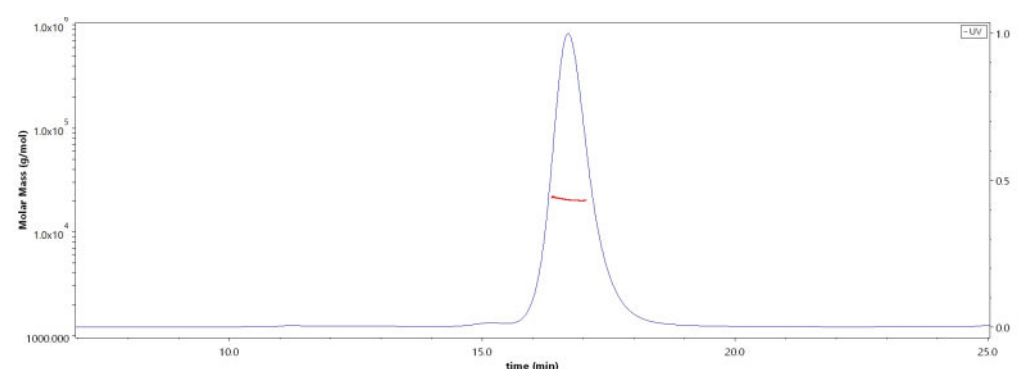
Please avoid repeated freeze-thaw cycles.

This product is stable after storage at:

- -20°C to -70°C for 12 months in lyophilized state;
- -70°C for 3 months under sterile conditions after reconstitution.

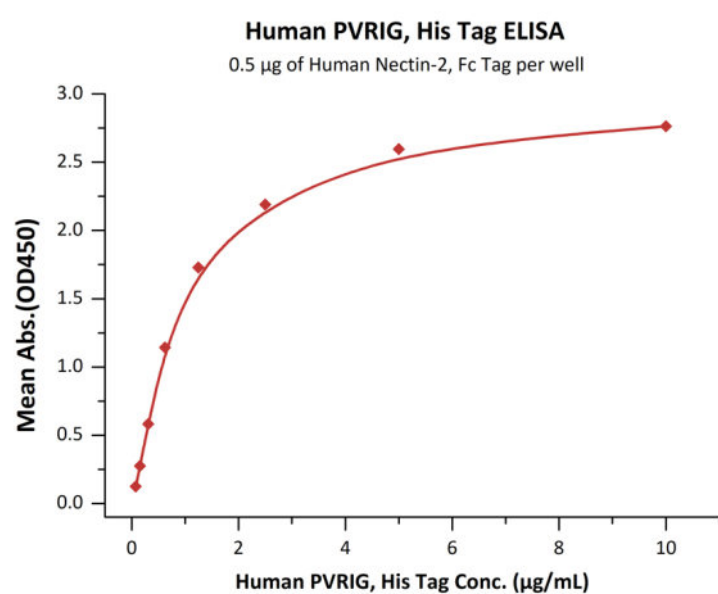
SDS-PAGE

Human PVRIG, His Tag on SDS-PAGE under reducing (R) condition. The gel was stained overnight with Coomassie Blue. The purity of the protein is greater than 90%.

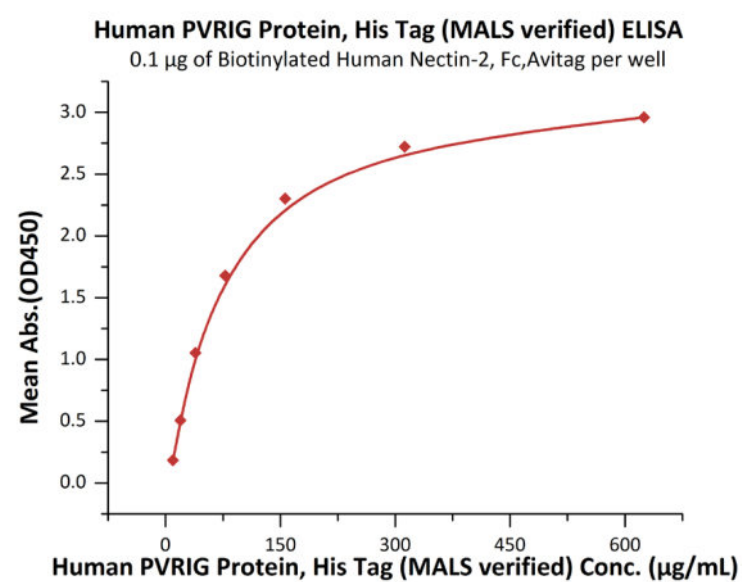
Bioactivity-ELISA**SEC-MALS**

The purity of Human PVRIG, His Tag (Cat. No. PVG-H52H5) was more than 90% and the molecular weight of this protein is around 16-25 kDa verified by SEC-MALS.

[Report](#)



Immobilized Human Nectin-2, Fc Tag (Cat. No. [PV2-H5253](#)) at 5 µg/mL (100 µL/well) can bind Human PVRIG, His Tag (Cat. No. [PVG-H52H5](#)) with a linear range of 0.08-2.5 µg/mL (QC tested).



Immobilized Biotinylated Human Nectin-2, Fc,Avitag (Cat. No. [CD2-H82F8](#)) at 1 µg/mL (100 µL/well) on streptavidin (Cat. No. [STN-N5116](#)) precoated (0.5 µg/well) plate, can bind Human PVRIG Protein, His Tag (Cat. No. [PVG-H52H5](#)) with a linear range of 10-78 ng/mL (Routinely tested).

Background

Human PVRIG (poliovirus receptor related immunoglobulin domain-containing protein), also known as CD112 receptor (CD112R), is an approximately 34 kDa single transmembrane protein in the poliovirus receptor-like protein (PVR) family. The CD112R gene encodes a putative single transmembrane protein, which is composed of a single extracellular IgV domain, one transmembrane domain, and a long intracellular domain. Notably, the intracellular domain of phantasies. The extracellular domain sequence of human and mouse CD112R have 65.3% similarity. CD112R may act as a coinhibitory receptor that suppresses T-cell receptor-mediated signals.

Clinical and Translational Updates

Please contact us via TechSupport@acrobiosystems.com if you have any question on this product.