

Synonym

C7orf15,C7orf15MGC138295,CD112R,MGC104322,MGC138297,MGC2463,PVRIG,CD112 receptor

Source

Human PVRIG, Mouse IgG2a Fc Tag (PVG-H5259) is expressed from human 293 cells (HEK293). It contains AA Thr 41 - Asp 171 (Accession # [Q6DKI7-1](#)).

Molecular Characterization

PVRIG(Thr 41 - Asp 171) Q6DKI7-1	mFc(Glu 98 - Lys 330) P01863
-------------------------------------	---------------------------------

This protein carries a mouse IgG2a Fc tag at the C-terminus.

The protein has a calculated MW of 40.7 kDa. The protein migrates as 50-55 kDa under reducing (R) condition (SDS-PAGE) due to glycosylation.

Endotoxin

Less than 0.1 EU per µg by the LAL method.

Purity

>95% as determined by SDS-PAGE.

Formulation

Lyophilized from 0.22 µm filtered solution in PBS, pH7.4. Normally trehalose is added as protectant before lyophilization.

Contact us for customized product form or formulation.

Reconstitution

Please see Certificate of Analysis for specific instructions.

For best performance, we strongly recommend you to follow the reconstitution protocol provided in the CoA.


Storage

For long term storage, the product should be stored at lyophilized state at -20°C or lower.

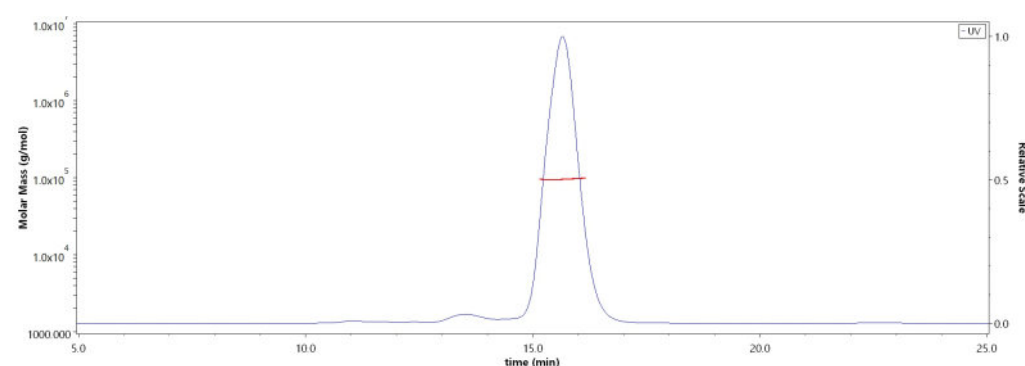
Please avoid repeated freeze-thaw cycles.

This product is stable after storage at:

- -20°C to -70°C for 12 months in lyophilized state;
- -70°C for 3 months under sterile conditions after reconstitution.

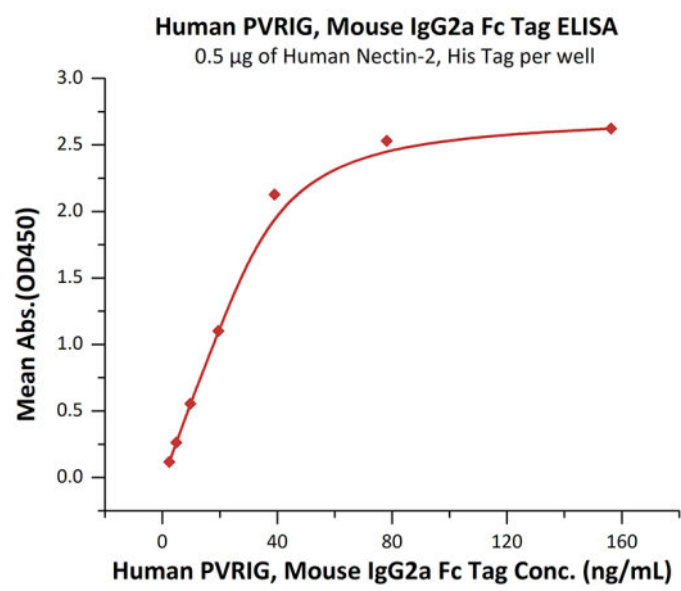
SDS-PAGE

Human PVRIG, Mouse IgG2a Fc Tag on SDS-PAGE under reducing (R) condition. The gel was stained overnight with Coomassie Blue. The purity of the protein is greater than 95%.

Bioactivity-ELISA**SEC-MALS**

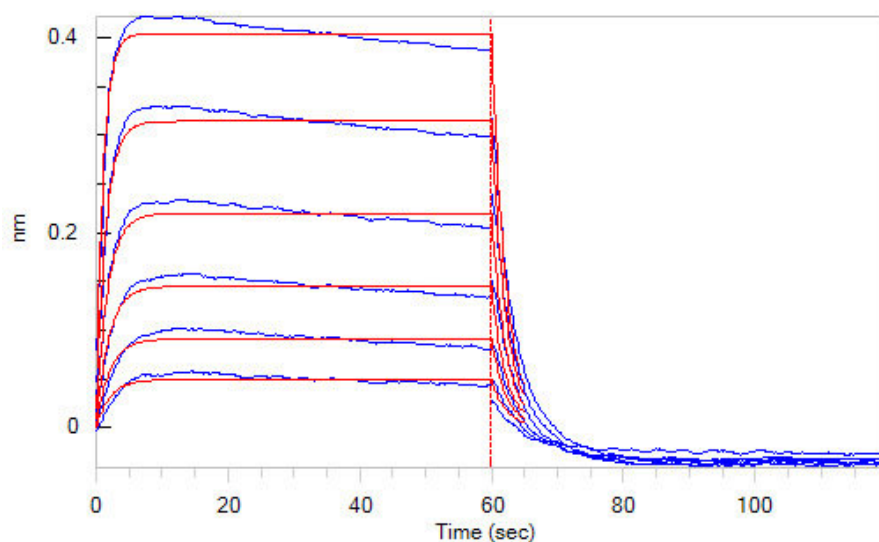
The purity of Human PVRIG, Mouse IgG2a Fc Tag (Cat. No. PVG-H5259) was more than 85% and the molecular weight of this protein is around 90-105 kDa verified by SEC-MALS.

[Report](#)



Immobilized Human Nectin-2, His Tag (Cat. No. [PV2-H52E2](#)) at 5 µg/mL (100 µL/well) can bind Human PVRIG, Mouse IgG2a Fc Tag (Cat. No. [PVG-H5259](#)) with a linear range of 2-39 ng/mL (QC tested).

Bioactivity-BLI



Loaded Human PVRIG, Mouse IgG2a Fc Tag (Cat. No. [PVG-H5259](#)) on Protein A Biosensor, can bind Human Nectin-2, His Tag (Cat. No. [PV2-H52E2](#)) with an affinity constant of 1 µM as determined in BLI assay (ForteBio Octet Red96e) (Routinely tested).

Background

Human PVRIG (poliovirus receptor related immunoglobulin domain-containing protein), also known as CD112 receptor (CD112R), is an approximately 34 kDa single transmembrane protein in the poliovirus receptor-like protein (PVR) family. The CD112R gene encodes a putative single transmembrane protein, which is composed of a single extracellular IgV domain, one transmembrane domain, and a long intracellular domain. Notably, the intracellular domain of phatases. The extracellular domain sequence of human and mouse CD112R have 65.3% similarity. CD112R may act as a coinhibitory receptor that suppresses T-cell receptor-mediated signals.

References

Please contact us via TechSupport@acrobiosystems.com if you have any question on this product.