

**Synonym**

CD112,Nectin-2,PVRL2

**Source**

Human Nectin-2, His Tag (PV2-H52E2) is expressed from human 293 cells (HEK293). It contains AA Gln 32 - Leu 360 (Accession # [Q92692-2](#)).

Predicted N-terminus: Gln 32

**Molecular Characterization**

Nectin-2(Gln 32 - Leu 360)  
Q92692-2 Poly-his

This protein carries a polyhistidine tag at the C-terminus.

The protein has a calculated MW of 37.4 kDa. The protein migrates as 45-55 kDa under reducing (R) condition (SDS-PAGE) due to glycosylation.

**Endotoxin**

Less than 1.0 EU per µg by the LAL method.

**Purity**

>95% as determined by SDS-PAGE.

**Formulation**

Lyophilized from 0.22 µm filtered solution in PBS, pH7.4. Normally trehalose is added as protectant before lyophilization.

Contact us for customized product form or formulation.

**Reconstitution**

Please see Certificate of Analysis for specific instructions.

*For best performance, we strongly recommend you to follow the reconstitution protocol provided in the CoA.*


**Storage**

For long term storage, the product should be stored at lyophilized state at -20°C or lower.

*Please avoid repeated freeze-thaw cycles.*

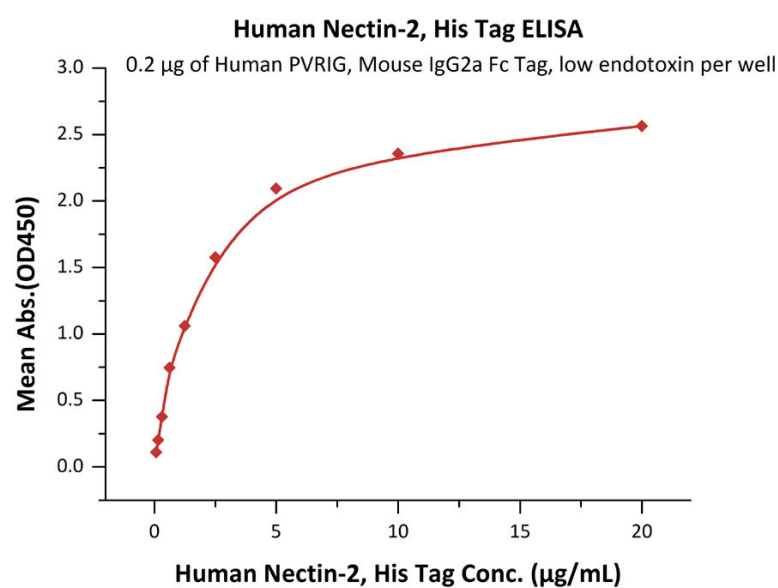
This product is stable after storage at:

- -20°C to -70°C for 12 months in lyophilized state;
- -70°C for 3 months under sterile conditions after reconstitution.

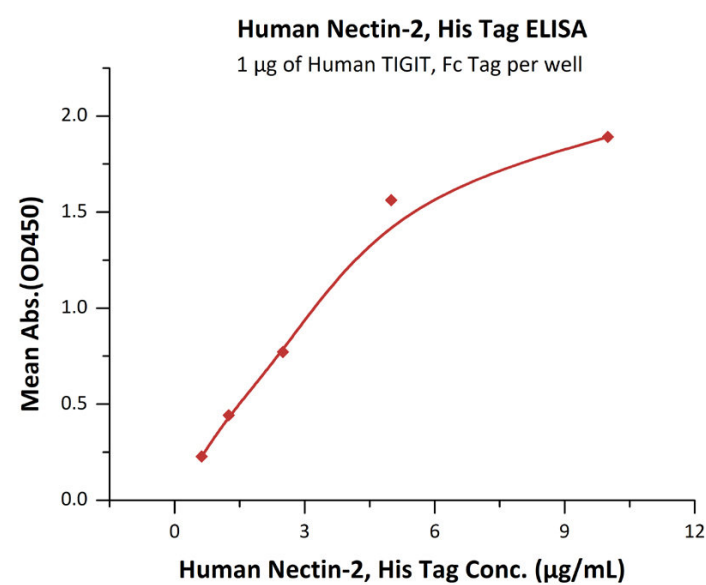
**SDS-PAGE**

Human Nectin-2, His Tag on SDS-PAGE under reducing (R) condition. The gel was stained overnight with Coomassie Blue. The purity of the protein is greater than 95%.

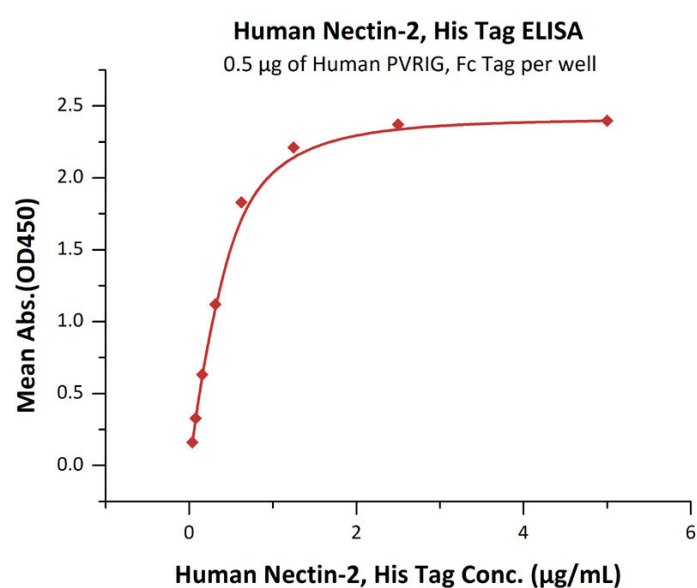
**Bioactivity-ELISA**



Immobilized Human PVRIG, Mouse IgG2a Fc Tag, low endotoxin (Cat. No. [PVG-H5253](#)) at 2 µg/mL (100 µL/well) can bind Human Nectin-2, His Tag (Cat. No. [PV2-H52E2](#)) with a linear range of 0.078-0.625 µg/mL (QC tested).

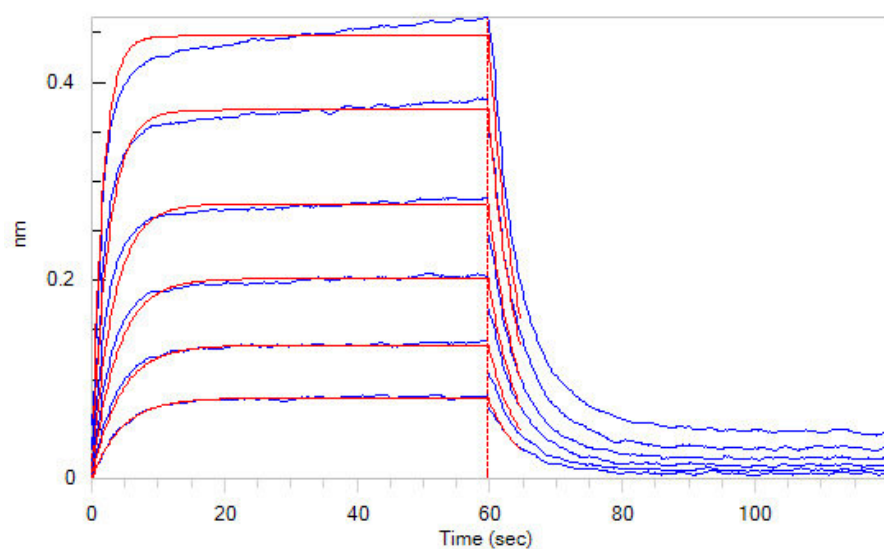


Immobilized Human TIGIT, Fc Tag (Cat. No. [TIT-H5254](#)) at 10 µg/mL (100 µL/well) can bind Human Nectin-2, His Tag (Cat. No. [PV2-H52E2](#)) with a linear range of 0.625-5 µg/mL (Routinely tested).

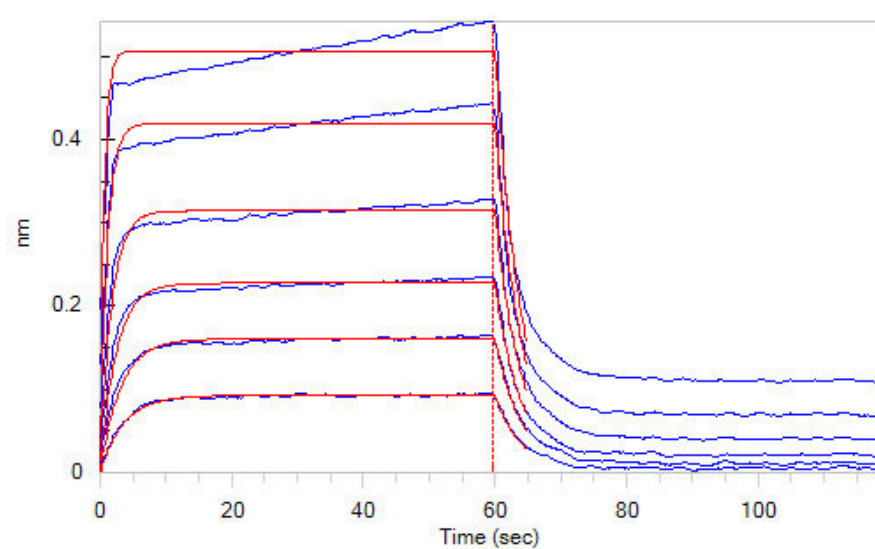


Immobilized Human PVRIG, Fc Tag (Cat. No. [PVG-H5257](#)) at 5 µg/mL (100 µL/well) can bind Human Nectin-2, His Tag (Cat. No. [PV2-H52E2](#)) with a linear range of 0.039-0.625 µg/mL (Routinely tested).

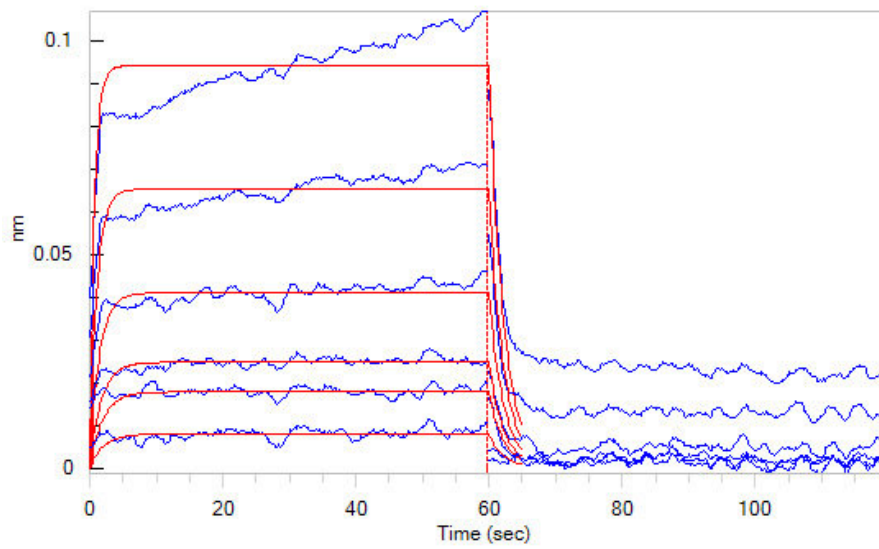
**Bioactivity-BLI**



Loaded Human PVRIG, Fc Tag (Cat. No. [PVG-H5257](#)) on Protein A Biosensor, can bind Human Nectin-2, His Tag (Cat. No. [PV2-H52E2](#)) with an affinity constant of 0.61 µM as determined in BLI assay (ForteBio Octet Red96e) (Routinely tested).



Loaded Rat TIGIT, Fc Tag (Cat. No. [TIT-R5258](#)) on Protein A Biosensor, can bind Human Nectin-2, His Tag (Cat. No. [PV2-H52E2](#)) with an affinity constant of 0.59 µM as determined in BLI assay (ForteBio Octet Red96e) (Routinely tested).



Loaded Human DNAM-1, Fc Tag (Cat. No. DN1-H5257) on Protein A Biosensor, can bind Human Nectin-2, His Tag (Cat. No. PV2-H52E2) with an affinity constant of 0.66  $\mu$ M as determined in BLI assay (ForteBio Octet Red96e) (Routinely tested).

### Background

Poliovirus receptor-related 2 (PVRL2) is also known as nectin-2 and CD112 (formerly herpesvirus entry mediator B, HVEB), which is a human plasma membrane glycoprotein. PVRL2 is one of the plasma membrane components of adherens junctions. PVRL2 also serves as an entry for certain mutant strains of herpes simplex virus and pseudorabies virus, and it is involved in cell to cell spreading of these viruses. Variations in PVRL2 gene have been associated with differences in the severity of multiple sclerosis. Also, PVRL2 binds with low affinity to TIGIT. Furthermore, PVRL2 acts as a receptor for herpes simplex virus 1 (HHV-1) mutant Rid1, herpes simplex virus 1 (HHV-2) and pseudorabies virus (PRV).

### References

- (1) [Martinez W.M., et al., 2001, J. Virol. 75:11185-11195.](#)
- (2) [Yu X., et al., 2009, Nat. Immunol. 10:48-57.](#)

Please contact us via [TechSupport@acrobiosystems.com](mailto:TechSupport@acrobiosystems.com) if you have any question on this product.