

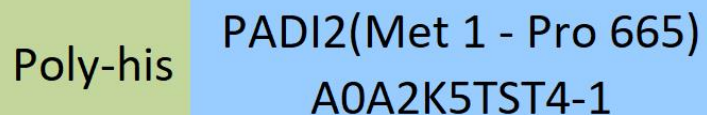
Synonym

PADI2,PAD-H19,KIAA0994,PAD2,PDI2

Source

Cynomolgus PADI2, His Tag (PA2-C5545) is expressed from Baculovirus-Insect cells. It contains AA Met 1 - Pro 665 (Accession # [A0A2K5TST4-1](#)).

Predicted N-terminus: Met

Molecular Characterization


This protein carries a polyhistidine tag at the N-terminus.

The protein has a calculated MW of 77.6 kDa. The protein migrates as 66-70 kDa under reducing (R) condition (SDS-PAGE) due to glycosylation.

Endotoxin

Less than 1.0 EU per µg by the LAL method.

Purity

>95% as determined by SDS-PAGE.

Formulation

Supplied as 0.2 µm filtered solution in PBS, 1 mM EDTA, 0.5 mM TCEP, pH7.4 with glycerol as protectant.

Contact us for customized product form or formulation.

Storage


Please avoid repeated freeze-thaw cycles.

This product is stable after storage at:

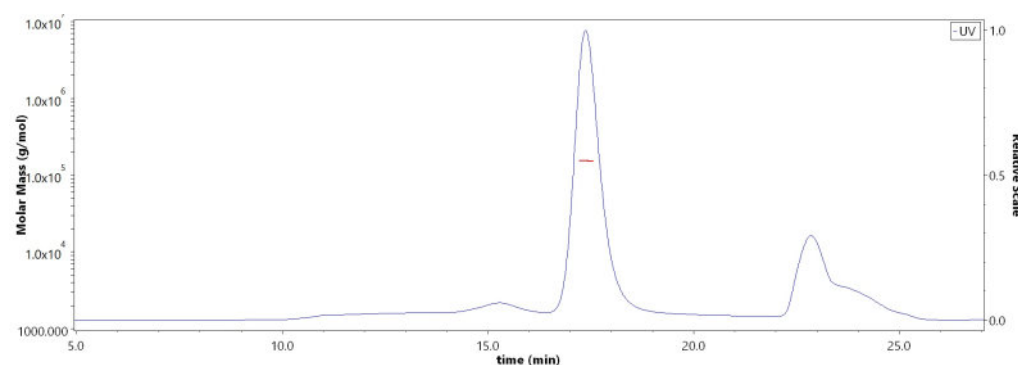
- The product **MUST** be stored at -70°C or lower upon receipt;
- -70°C for 3 months under sterile conditions.

Shipping

This product is supplied and shipped as sterile liquid solution with dry ice, please inquire the shipping cost.

SDS-PAGE

Cynomolgus PADI2, His Tag on SDS-PAGE under reducing (R) condition. The gel was stained overnight with Coomassie Blue. The purity of the protein is greater than 95%.

SEC-MALS

The purity of Cynomolgus PADI2, His Tag (Cat. No. PA2-C5545) is more than 85% and the molecular weight of this protein is around 136-167 kDa verified by SEC-MALS.

[Report](#)

Background

Protein-arginine deiminase type-2 (PADI2) are calcium-dependent histone-modifying enzymes whose activity is dysregulated in inflammatory diseases and cancer. This enzyme which catalyze the post-translational deimination of proteins by converting arginine residues into citrullines in the presence of calcium ions. The type II enzyme is the most widely expressed family member. Known substrates for this enzyme include myelin basic protein in the central nervous system and vimentin in skeletal muscle and macrophages.

Clinical and Translational Updates

Please contact us via TechSupport@acrobiosystems.com if you have any question on this product.