

**Synonym**

Netrin receptor DCC,DCC,IGDCC1,netrin receptor DCC

**Source**

Human Netrin receptor DCC, Fc Tag(NEC-H5254) is expressed from human 293 cells (HEK293). It contains AA Phe 32 - Asn 1097 (Accession # [P43146-1](#)). Predicted N-terminus: Phe 32

**Molecular Characterization**

DCC(Phe 32 - Asn 1097) P43146-1	Fc(Pro 100 - Lys 330) P01857
------------------------------------	---------------------------------

This protein carries a human IgG1 Fc tag at the C-terminus.

The protein has a calculated MW of 144.1 kDa. The protein migrates as 140-160 kDa under reducing (R) condition (SDS-PAGE) due to glycosylation.

**Endotoxin**

Less than 1.0 EU per  $\mu\text{g}$  by the LAL method.

**Purity**

>90% as determined by SDS-PAGE.

**Formulation**

Lyophilized from 0.22  $\mu\text{m}$  filtered solution in 50 mM Tris, 100 mM Glycine, 25 mM Arginine, 150 mM NaCl, pH7.5 with trehalose as protectant.

Contact us for customized product form or formulation.

**Reconstitution**

Please see Certificate of Analysis for specific instructions.

*For best performance, we strongly recommend you to follow the reconstitution protocol provided in the CoA.*


**Storage**

For long term storage, the product should be stored at lyophilized state at  $-20^{\circ}\text{C}$  or lower.

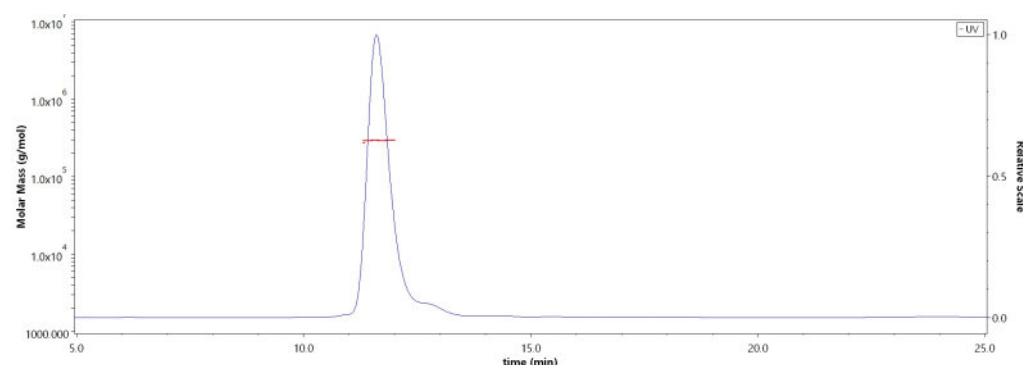
*Please avoid repeated freeze-thaw cycles.*

This product is stable after storage at:

- $-20^{\circ}\text{C}$  to  $-70^{\circ}\text{C}$  for 12 months in lyophilized state;
- $-70^{\circ}\text{C}$  for 3 months under sterile conditions after reconstitution.

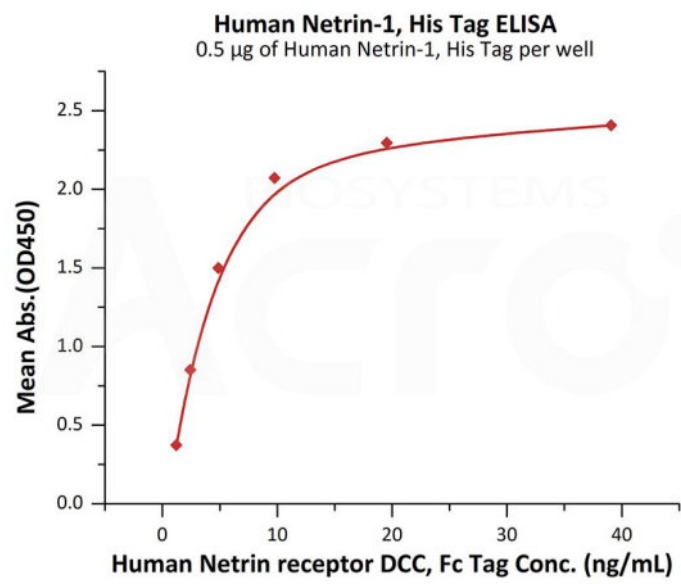
**SDS-PAGE**

Human Netrin receptor DCC, Fc Tag on SDS-PAGE under reducing (R) condition. The gel was stained with Coomassie Blue. The purity of the protein is greater than 90%.

**Bioactivity-ELISA****SEC-MALS**

The purity of Human Netrin receptor DCC, Fc Tag (Cat. No. NEC-H5254) is more than 85% and the molecular weight of this protein is around 280-310 kDa verified by SEC-MALS.

[Report](#)



Immobilized Human Netrin-1, His Tag (Cat. No. NE1-H52H3) at 5 µg/mL (100 µL/well) can bind Human Netrin receptor DCC, Fc Tag (Cat. No. NEC-H5254) with a linear range of 1-10 ng/mL (QC tested).

### Background

Receptor for netrin required for axon guidance. Mediates axon attraction of neuronal growth cones in the developing nervous system upon ligand binding. Its association with UNC5 proteins may trigger signaling for axon repulsion. It also acts as a dependence receptor required for apoptosis induction when not associated with netrin ligand. Implicated as a tumor suppressor gene.

### Clinical and Translational Updates

Please contact us via [TechSupport@acrobiosystems.com](mailto:TechSupport@acrobiosystems.com) if you have any question on this product.