

Synonym

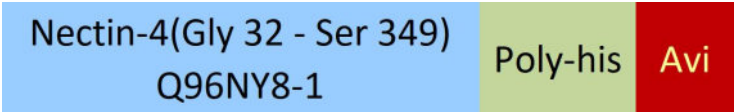
NECTIN4, LNIR, PRR4, PVRL4

Source

Biotinylated Human Nectin-4, His,Avitag(NE4-H82E7) is expressed from human 293 cells (HEK293). It contains AA Gly 32 - Ser 349 (Accession # [Q96NY8-1](#)).

Predicted N-terminus: Gly 32

Molecular Characterization



This protein carries a polyhistidine tag at the C-terminus, followed by an Avi tag (Avitag™)

The protein has a calculated MW of 37.8 kDa. The protein migrates as 40-45 kDa under reducing (R) condition (SDS-PAGE) due to glycosylation.

Labeling

Biotinylation of this product is performed using Avitag™ technology. Briefly, the single lysine residue in the Avitag is enzymatically labeled with biotin.

Protein Ratio

Passed as determined by the HABA assay / binding ELISA.

Endotoxin

Less than 1.0 EU per µg by the LAL method.

Purity

>95% as determined by SDS-PAGE.

>90% as determined by SEC-MALS.

Formulation

Lyophilized from 0.22 µm filtered solution in PBS, pH7.4 with trehalose as protectant.

Contact us for customized product form or formulation.

Reconstitution

Please see Certificate of Analysis for specific instructions.

For best performance, we strongly recommend you to follow the reconstitution protocol provided in the CoA.

Storage

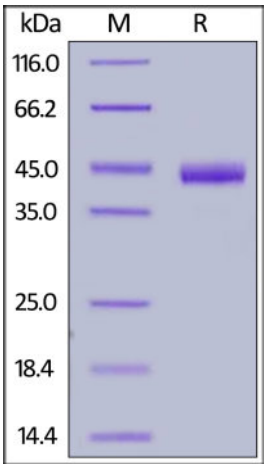
For long term storage, the product should be stored at lyophilized state at -20°C or lower.

Please avoid repeated freeze-thaw cycles.

This product is stable after storage at:

- 20°C to -70°C for 12 months in lyophilized state;
- 70°C for 3 months under sterile conditions after reconstitution.

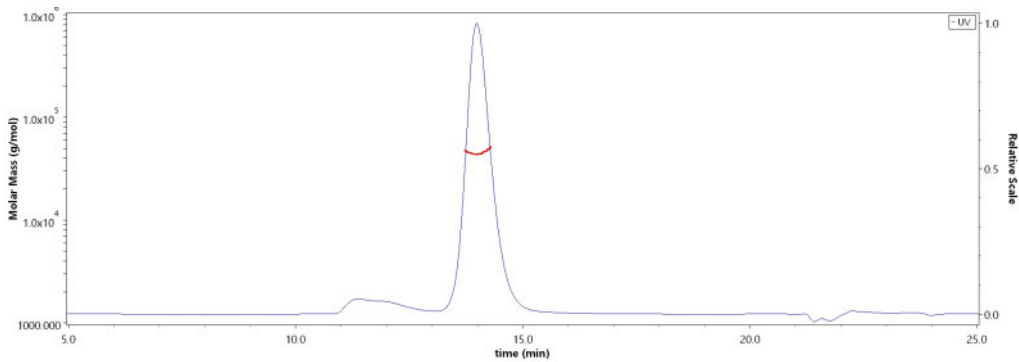
SDS-PAGE



Biotinylated Human Nectin-4, His,Avitag on SDS-PAGE under reducing (R) condition. The gel was stained overnight with Coomassie Blue. The purity of the protein is greater than 95%.

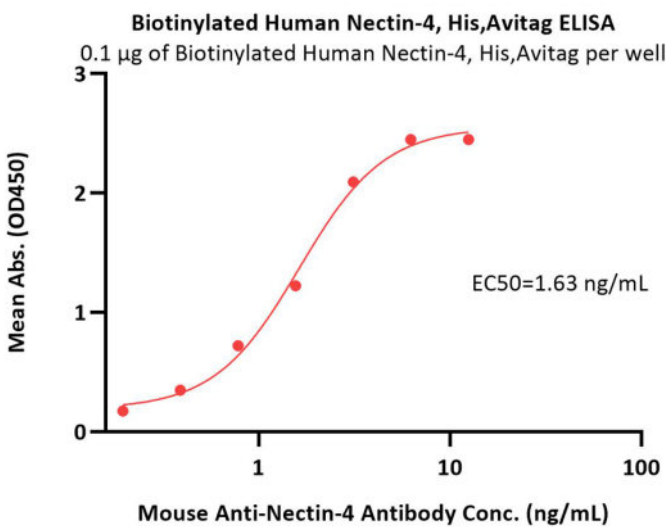
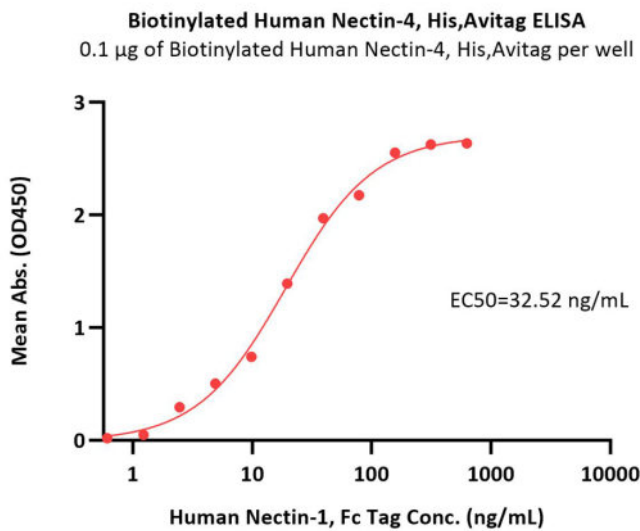
Bioactivity-ELISA

SEC-MALS



The purity of Biotinylated Human Nectin-4, His,Avitag (Cat. No. NE4-H82E7) is more than 90% and the molecular weight of this protein is around 38-56 kDa verified by SEC-MALS.

[Report](#)



Immobilized Biotinylated Human Nectin-4, His,Avitag (Cat. No. NE4-H82E7) at 1 µg/mL (100 µL/well) on Streptavidin (Cat. No. STN-N5116) precoated (0.5 µg/well) plate, can bind Human Nectin-1, Fc Tag (Cat. No. PV1-H5253) with a linear range of 2-40 ng/mL (QC tested).

Immobilized Biotinylated Human Nectin-4, His,Avitag (Cat. No. NE4-H82E7) at 1 µg/mL (100 µL/well) on streptavidin (Cat. No. STN-N5116) precoated (0.5 µg/well) plate can bind Mouse Anti-Nectin-4 Antibody with a linear range of 0.2-3 ng/mL (QC tested).

Background

Nectin-4 (gene name PVRL4, poliovirus receptor-like 4) is a 66 kDa type I transmembrane glycoprotein belonging to the Nectin family of Ig superfamily proteins. Nectins are cell adhesion molecules that play a key role in various biological processes such as polarity, proliferation, differentiation and migration, for epithelial, endothelial, immune and neuronal cells, during development and adult life. Nectin-4 is a tumor-associated antigen in 50%, 49% and 86% of breast, ovarian and lung carcinomas, respectively, mostly on tumors of bad prognosis. Its expression is not detected in the corresponding normal tissues.

Clinical and Translational Updates

Please contact us via TechSupport@acrobiosystems.com if you have any question on this product.