

Synonym

NCR1,LY94,CD335,NK-p46,hNKp46

Source

Human NKp46, His Tag (NC1-H52H4) is expressed from human 293 cells (HEK293). It contains AA Gln 22 - Asn 254 (Accession # [AAH64806.1](#)).
Predicted N-terminus: Gln 22

Molecular Characterization

NKp46(Gln 22 - Asn 254)
AAH64806.1

Poly-his

This protein carries a polyhistidine tag at the C-terminus.

The protein has a calculated MW of 28.3 kDa. The protein migrates as 36-43 kDa under reducing (R) condition (SDS-PAGE) due to glycosylation.

Endotoxin

Less than 1.0 EU per µg by the LAL method.

Purity

>90% as determined by SDS-PAGE.

>95% as determined by SEC-MALS.

Formulation

Lyophilized from 0.22 µm filtered solution in PBS, pH7.4. Normally trehalose is added as protectant before lyophilization.

Contact us for customized product form or formulation.

Reconstitution

Please see Certificate of Analysis for specific instructions.

For best performance, we strongly recommend you to follow the reconstitution protocol provided in the CoA.

Storage


For long term storage, the product should be stored at lyophilized state at -20°C or lower.

Please avoid repeated freeze-thaw cycles.

This product is stable after storage at:

- 20°C to -70°C for 12 months in lyophilized state;
- 70°C for 3 months under sterile conditions after reconstitution.

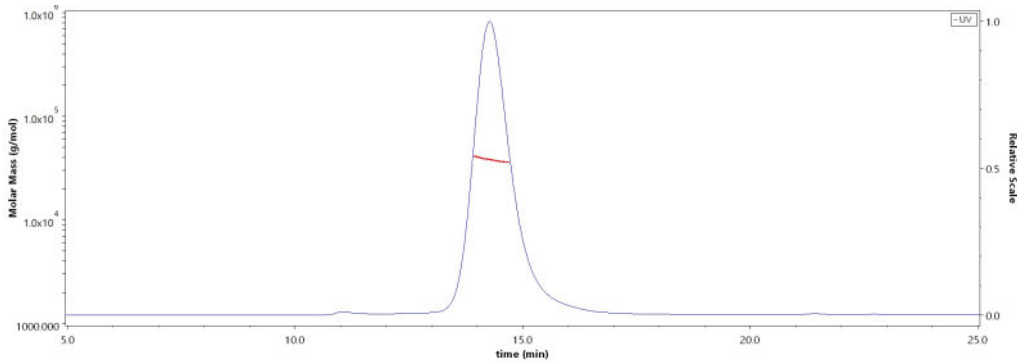
SDS-PAGE



Human NKp46, His Tag on SDS-PAGE under reducing (R) condition. The gel was stained overnight with Coomassie Blue. The purity of the protein is greater than 90%.

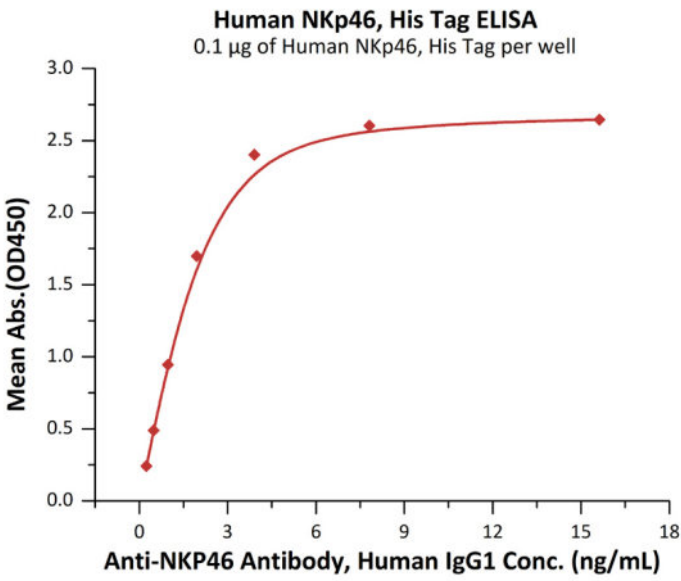
Bioactivity-ELISA

SEC-MALS



The purity of Human NKp46, His Tag (Cat. No. NC1-H52H4) is more than 95% and the molecular weight of this protein is around 32-48 kDa verified by SEC-MALS.

[Report](#)



Immobilized Human NKp46, His Tag (Cat. No. [NC1-H52H4](#)) at 1 µg/mL (100 µL/well) can bind Anti-NKP46 Antibody, Human IgG1 with a linear range of 0.2-4 ng/mL (QC tested).

Background

Natural cytotoxicity triggering receptor 1 (NCR1) is also known as Natural killer cell p46-related protein (NK-p46), Lymphocyte antigen 94 homolog (LY94), CD antigen CD335, which belongs to the natural cytotoxicity receptor (NCR) family. NCR1 contains two Ig-like (immunoglobulin-like) domains. NCR1 interacts with CD247 and FCER1G. NCR1 / CD335 may contribute to the increased efficiency of activated natural killer (NK) cells to mediate tumor cell lysis.

Clinical and Translational Updates

Please contact us via TechSupport@acrobiosystems.com if you have any question on this product.