

Synonym

IL-11 R alpha, IL-11 RA, IL11RA, Interleukin-11 receptor subunit alpha, IL-11 receptor subunit alpha, IL-11R subunit alpha, IL-11R-alpha

Source

Human IL-11 R alpha, Fc Tag (ILR-H5256) is expressed from human 293 cells (HEK293). It contains AA Ser 24 - Ala 370 (Accession # [Q14626-1](#)).

Molecular Characterization

IL-11 RA(Ser 24 - Ala 370) Q14626-1	Fc(Pro 100 - Lys 330) P01857
--	---------------------------------

This protein carries a human IgG1 Fc tag at the C-terminus.

The protein has a calculated MW of 64.3 kDa. The protein migrates as 70-90 kDa under reducing (R) condition (SDS-PAGE) due to glycosylation.

Endotoxin

Less than 1.0 EU per µg by the LAL method.

Purity

>90% as determined by SDS-PAGE.

Formulation

Lyophilized from 0.22 µm filtered solution in PBS, pH7.4. Normally trehalose is added as protectant before lyophilization.

Contact us for customized product form or formulation.

Reconstitution

Please see Certificate of Analysis for specific instructions.

For best performance, we strongly recommend you to follow the reconstitution protocol provided in the CoA.

Storage

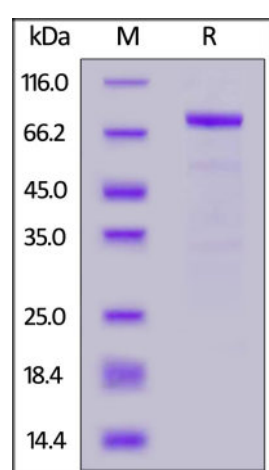
For long term storage, the product should be stored at lyophilized state at -20°C or lower.

Please avoid repeated freeze-thaw cycles.

This product is stable after storage at:

- -20°C to -70°C for 12 months in lyophilized state;
- -70°C for 3 months under sterile conditions after reconstitution.

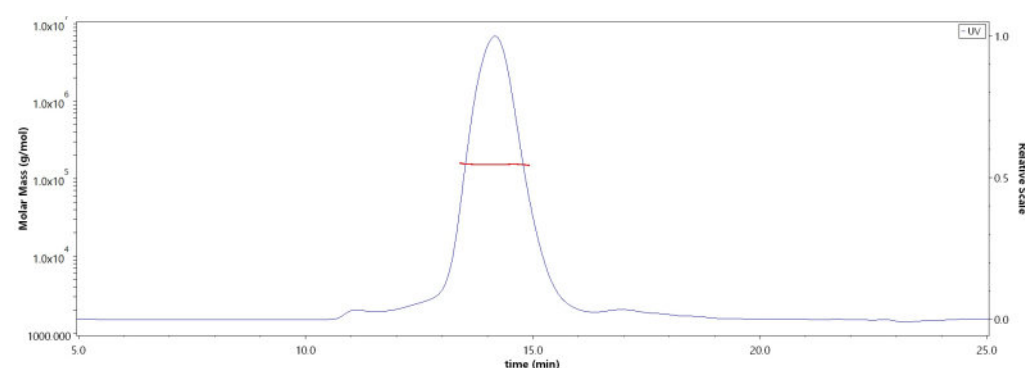
SDS-PAGE



Human IL-11 R alpha, Fc Tag on SDS-PAGE under reducing (R) condition. The gel was stained overnight with Coomassie Blue. The purity of the protein is greater than 90%.

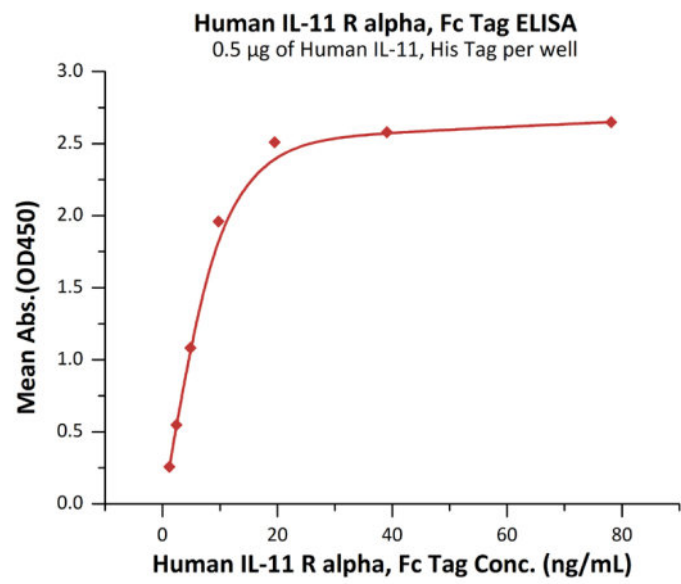
Bioactivity-ELISA

SEC-MALS



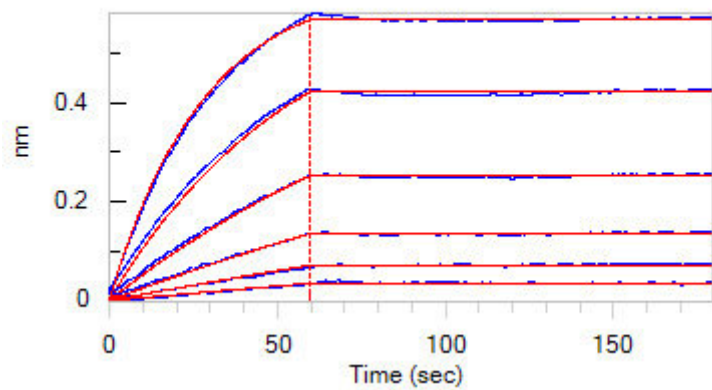
The purity of Human IL-11 R alpha, Fc Tag (Cat. No. ILR-H5256) was more than 85% and the molecular weight of this protein is around 135-165 kDa verified by SEC-MALS.

[Report](#)



Immobilized Human IL-11, His Tag (Cat. No. [IL1-H5243](#)) at 5 µg/mL (100 µL/well) can bind Human IL-11 R alpha, Fc Tag (Cat. No. [ILR-H5256](#)) with a linear range of 1-10 ng/mL (QC tested).

Bioactivity-BLI



Loaded Human IL-11, His Tag (Cat. No. [IL1-H5243](#)) on HIS1K Biosensor, can bind Human IL-11 R alpha, Fc Tag (Cat. No. [ILR-H5256](#)) with an affinity constant of 0.177 nM as determined in BLI assay (ForteBio Octet Red96e) (Routinely tested).

Background

Receptor for interleukin-11 (IL11). The receptor systems for IL6, LIF, OSM, CNTF, IL11 and CT1 can utilize IL6ST for initiating signal transmission. The IL11/IL11RA/IL6ST complex may be involved in the control of proliferation and/or differentiation of skeletogenic progenitor or other mesenchymal cells (Probable). Essential for the normal development of craniofacial bones and teeth. Restricts suture fusion and tooth number. Soluble form of IL11 receptor (sIL11RA) that acts as an agonist of IL11 activity. The IL11:sIL11RA complex binds to IL6ST/gp130 on cell surfaces and induces signaling also on cells that do not express membrane-bound IL11RA in a process called IL11 trans-signaling.

Clinical and Translational Updates

Please contact us via TechSupport@acrobiosystems.com if you have any question on this product.