

**Synonym**

IL-17 RC,IL-17RC,IL17Rhom,IL-17 receptor C,IL-17RL,ZcytoR14

**Source**

Human IL-17 RC, Fc Tag(ILC-H5259) is expressed from human 293 cells (HEK293). It contains AA Leu 21 - His 465 (Accession # [NP\\_703190.2](#)).

Predicted N-terminus: Leu 21

**Molecular Characterization**

IL-17 RC(Leu 21 - His 465) NP_703190.2	Fc(Pro 100 - Lys 330) P01857
---	---------------------------------

This protein carries a human IgG1 Fc tag at the C-terminus

The protein has a calculated MW of 75.9 kDa. The protein migrates as 90-115 kDa under reducing (R) condition (SDS-PAGE) due to glycosylation.

**Endotoxin**

Less than 1.0 EU per µg by the LAL method.

**Purity**

>95% as determined by SDS-PAGE.

>90% as determined by SEC-MALS.

**Formulation**

Lyophilized from 0.22 µm filtered solution in PBS, pH7.4 with trehalose as protectant.

Contact us for customized product form or formulation.

**Reconstitution**

Please see Certificate of Analysis for specific instructions.

*For best performance, we strongly recommend you to follow the reconstitution protocol provided in the CoA.*


**Storage**

For long term storage, the product should be stored at lyophilized state at -20°C or lower.

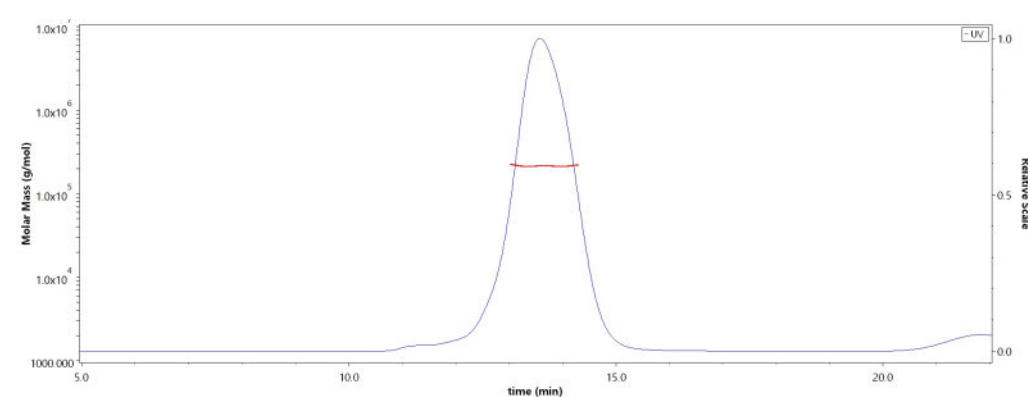
*Please avoid repeated freeze-thaw cycles.*

This product is stable after storage at:

- -20°C to -70°C for 12 months in lyophilized state;
- -70°C for 3 months under sterile conditions after reconstitution.

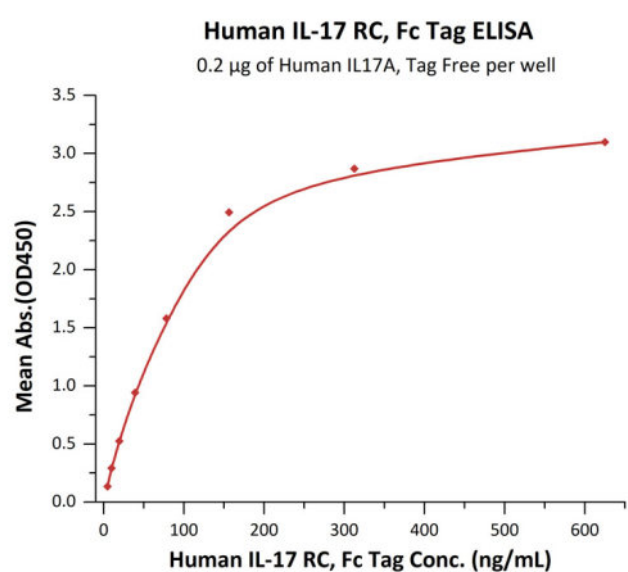
**SDS-PAGE**

Human IL-17 RC, Fc Tag on SDS-PAGE under reducing (R) condition. The gel was stained with Coomassie Blue. The purity of the protein is greater than 95%.

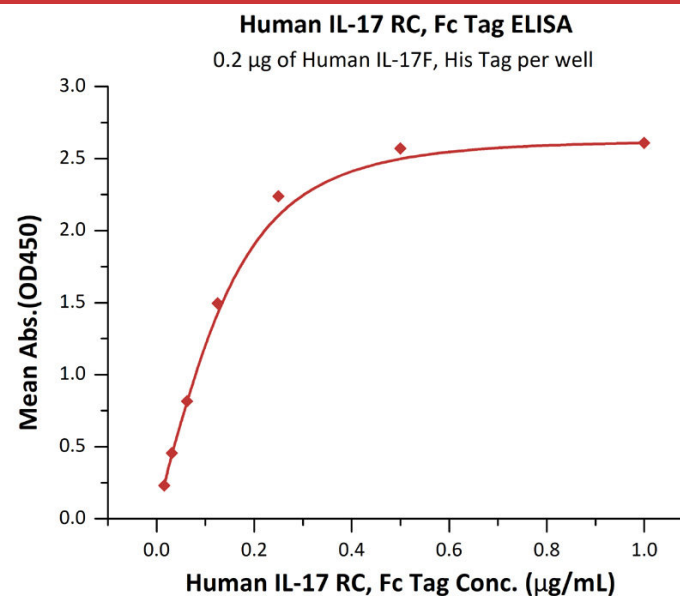
**Bioactivity-ELISA****SEC-MALS**

The purity of Human IL-17 RC, Fc Tag (Cat. No. ILC-H5259) is more than 90% and the molecular weight of this protein is around 200-230 kDa verified by SEC-MALS.

[Report](#)

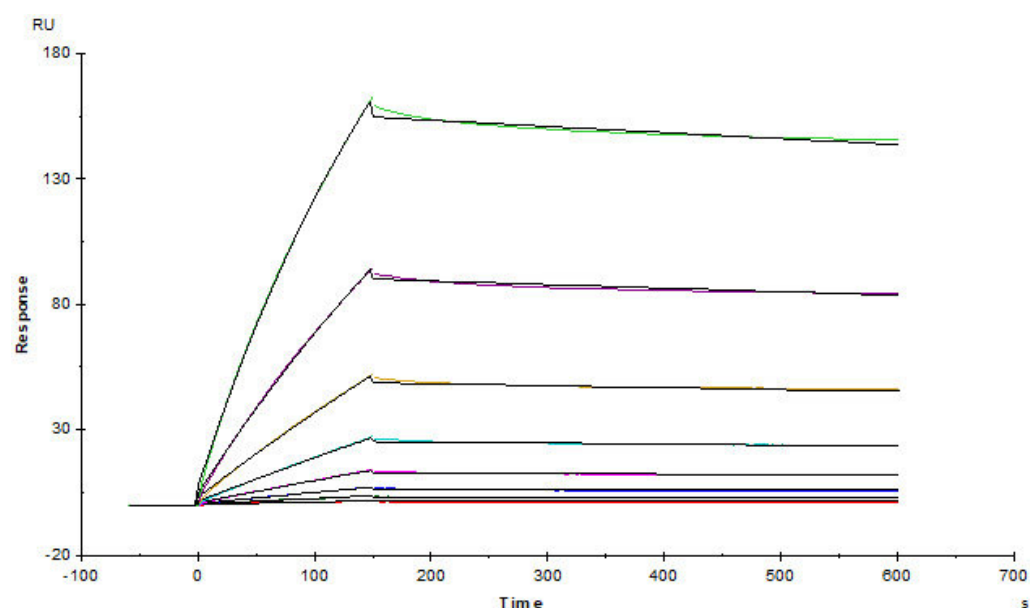


Immobilized Human IL17A, Tag Free (Cat. No. ILA-H5219) at 2 µg/mL (100 µL/well) can bind Human IL-17 RC, Fc Tag (Cat. No. ILC-H5259) with a linear range of 5-160 ng/mL (QC tested).

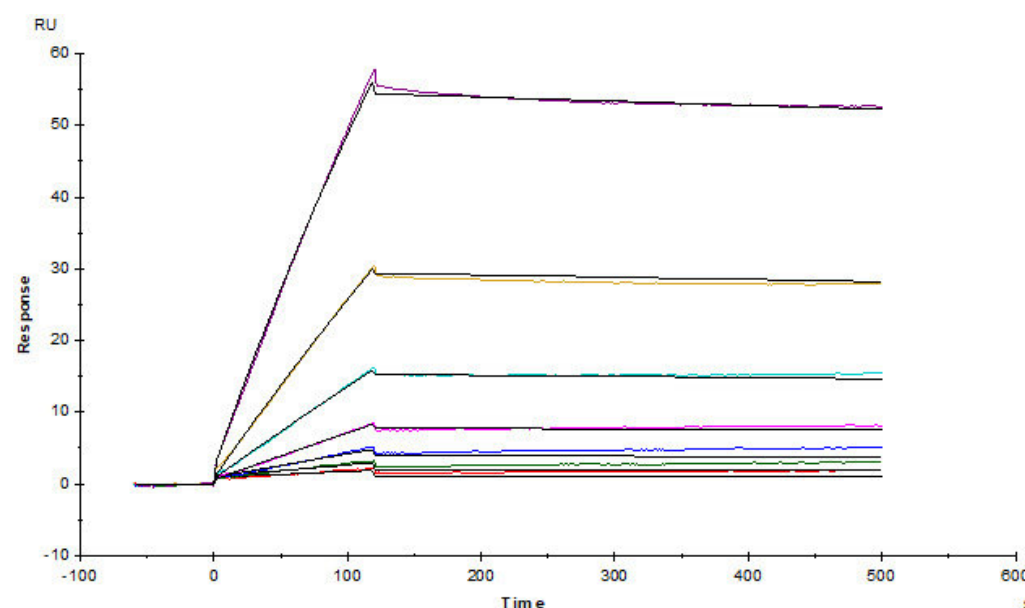


Immobilized Human IL-17F, His Tag (Cat. No. ILF-H5244) at 2 µg/mL (100 µL/well) can bind Human IL-17 RC, Fc Tag (Cat. No. ILC-H5259) with a linear range of 0.02-0.25 µg/mL (Routinely tested).

**Bioactivity-SPR**

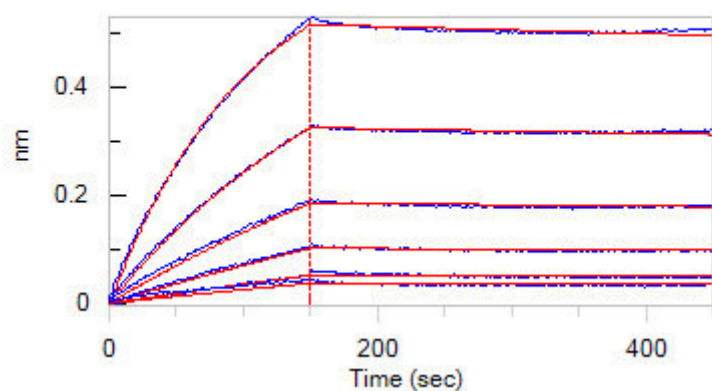


Human IL-17A Protein, Tag Free immobilized on CM5 Chip can bind Human IL-17 RC, Fc Tag (Cat. No. ILC-H5259) with an affinity constant of 72.8 nM as determined in a SPR assay (Biacore T200) (Routinely tested).

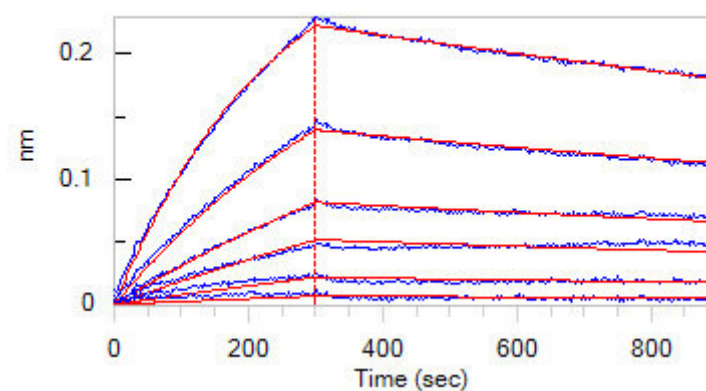


Biotinylated Human IL-17A Protein, His,Avitag™ (Cat. No. ILA-H82Q1) captured on Biotin CAP - Series S sensor Chip can bind Human IL-17 RC, Fc Tag (Cat. No. ILC-H5259) with an affinity constant of 40.9 nM as determined in a SPR assay (Biacore T200) (Routinely tested).

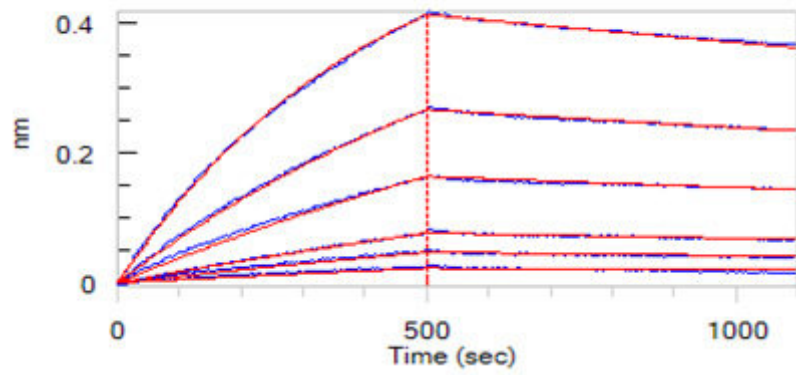
**Bioactivity-BLI**



Loaded Biotinylated Human IL17A, His,Avitag (Cat. No. ILA-H82Q1) on SA Biosensor, can bind human IL-17 RC, Fc Tag (Cat. No. ILC-H5259) with an affinity constant of 13.8 nM as determined in BLI assay (ForteBio Octet Red96e) (Routinely tested).



Loaded Human IL-17A&IL-17F Heterodimer Protein, Twin Strep&His Tag (Cat. No. ILF-H52W6) on NTA Biosensor, can bind Human IL-17 RC, Fc Tag (Cat. No. ILC-H5259) with an affinity constant of 92.3 nM as determined in BLI assay (ForteBio Octet Red96e) (Routinely tested).



Loaded Human IL-17F, His Tag (Cat. No. ILF-H5244) on NTA Biosensor, can bind Human IL-17 RC, Fc Tag (Cat. No. ILC-H5259) with an affinity constant of 100 nM as determined in BLI assay (ForteBio Octet Red96e) (Routinely tested).

### Background

Interleukin-17 receptor C (IL-17 RC), also known as IL17Rhom, IL-17RL, is the receptor for IL17A and IL17F homodimers as part of a heterodimeric complex with IL17RA. IL-17A activity is inhibited by IL-17RA, IL-17F is inhibited by IL-17RC, and a combination of soluble IL-17RA/IL-17RC receptors is required for inhibition of the IL-17F/IL-17A activity. Furthermore, activation of IL17RC can lead to the induction of expression of inflammatory chemokines and cytokines such as CXCL1.

### Clinical and Translational Updates

Please contact us via [TechSupport@acrobiosystems.com](mailto:TechSupport@acrobiosystems.com) if you have any question on this product.