

Synonym

IL2RB,RP5-1170K4.6,CD122,P70-75

Source

Human IL-2 R beta, Fc Tag(ILB-H5253) is expressed from human 293 cells (HEK293). It contains AA Ala 27 - Asp 239 (Accession # [NP_000869.1](#)).
Predicted N-terminus: Ala 27

Molecular Characterization

IL-2 R beta(Ala 27 - Asp 239) NP_000869.1	Fc(Pro 100 - Lys 330) P01857
--	---------------------------------

This protein carries a human IgG1 Fc tag at the C-terminus.
The protein has a calculated MW of 51.0 kDa. The protein migrates as 60-65 kDa under reducing (R) condition (SDS-PAGE) due to glycosylation.

Endotoxin

Less than 1.0 EU per µg by the LAL method.

Purity

>95% as determined by SDS-PAGE.

Formulation

Lyophilized from 0.22 µm filtered solution in 50 mM Tris, 100 mM Glycine, 150 mM NaCl, pH7.5 with trehalose as protectant.

Contact us for customized product form or formulation.

Reconstitution


Please see Certificate of Analysis for specific instructions.
For best performance, we strongly recommend you to follow the reconstitution protocol provided in the CoA.

Storage

For long term storage, the product should be stored at lyophilized state at -20°C or lower.
Please avoid repeated freeze-thaw cycles.

- This product is stable after storage at:
- 20°C to -70°C for 12 months in lyophilized state;
 - 70°C for 3 months under sterile conditions after reconstitution.

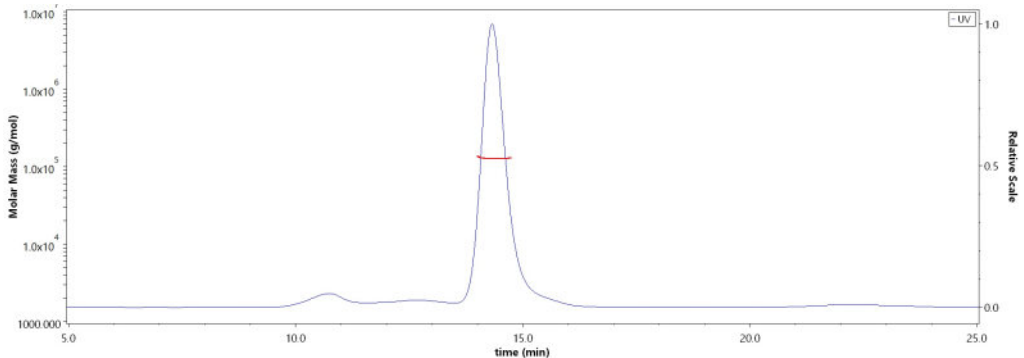
SDS-PAGE



Human IL-2 R beta, Fc Tag on SDS-PAGE under reducing (R) condition. The gel was stained with Coomassie Blue. The purity of the protein is greater than 95%.

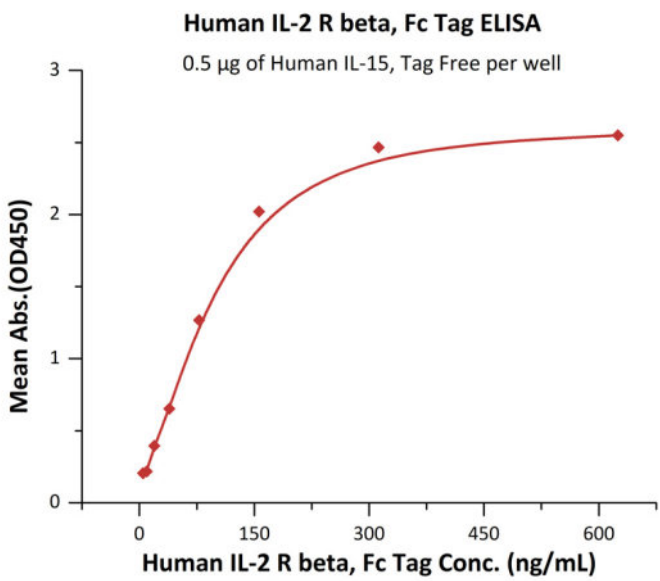
Bioactivity-ELISA

SEC-MALS

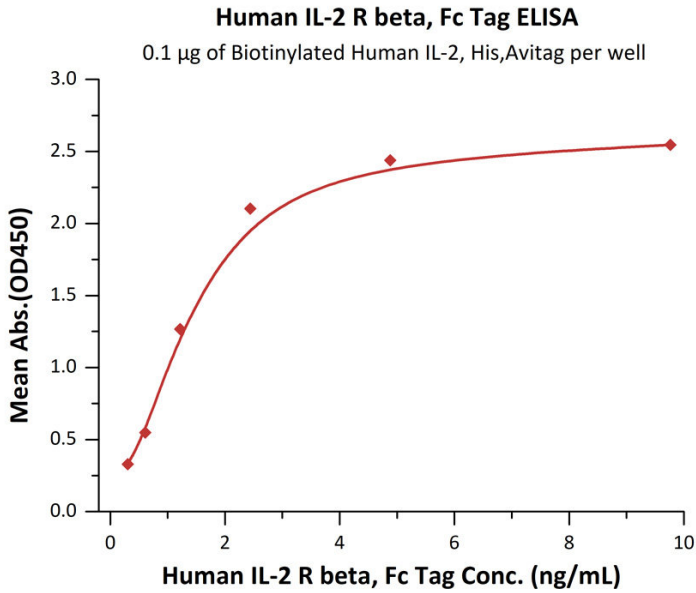


The purity of Human IL-2 R beta, Fc Tag (Cat. No. ILB-H5253) is more than 85% and the molecular weight of this protein is around 120-135 kDa verified by SEC-MALS.
[Report](#)



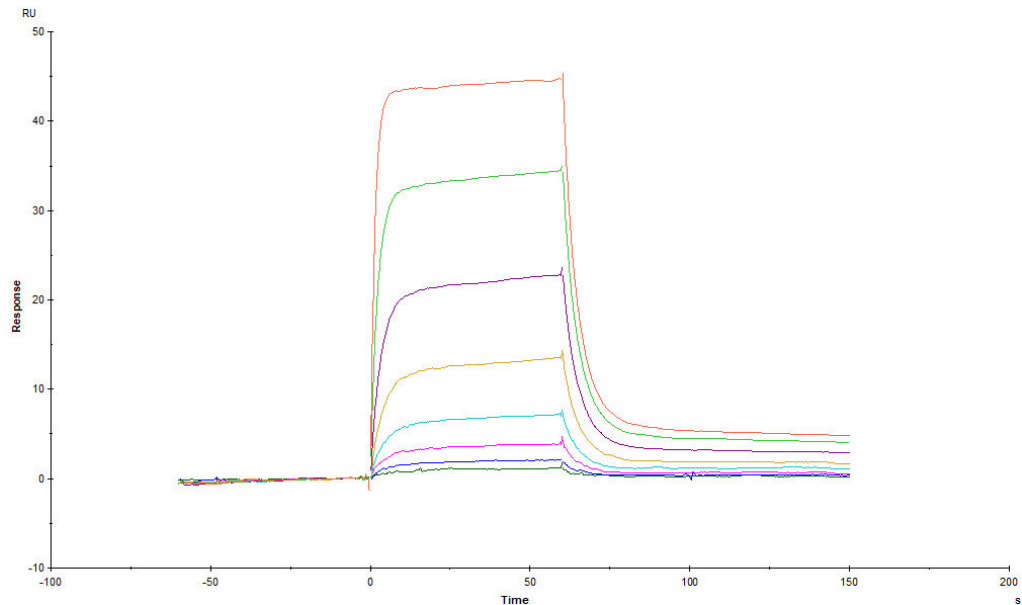


Immobilized Human IL-15, premium grade (Cat. No. IL5-H4117) at 5 µg/mL (100 µL/well) can bind Human IL-2 R beta, Fc Tag (Cat. No. ILB-H5253) with a linear range of 5-156 ng/mL (Routinely tested).



Immobilized Biotinylated Human IL-2, His,Avitag (Cat. No. IL2-H82E4) at 1 µg/mL (100 µL/well) on streptavidin (Cat. No. STN-N5116) precoated (0.5 µg/well) plate can bind Human IL-2 R beta, Fc Tag (Cat. No. ILB-H5253) with a linear range of 0.3-2 ng/mL (Routinely tested).

Bioactivity-SPR



Human IL-2 R beta, Fc Tag (Cat. No. ILB-H5253) captured on CM5 chip via anti-human IgG Fc antibody can bind IL-2, Tag Free with an affinity constant of 0.473 µM as determined in a SPR assay (Biacore T200) (QC tested).

Background

Interleukin-2 receptor (IL-2R) is a heterotrimeric protein expressed on the surface of certain immune cells, such as lymphocytes, that binds and responds to a cytokine called IL-2. The IL-2R is made up of 3 subunits - α (CD25), β (CD122) and γ (CD132) - non-covalently associating. The α and β chains are involved in binding IL-2, while signal transduction following cytokine interaction is carried out by the γ -chain, along with the β subunit. CD122 is also known as IL2R beta, is a member of the type I cytokine receptor family. CD122 is the receptor for interleukin-2 and is involved in receptor mediated endocytosis and transduces the mitogenic signals of IL2.

Clinical and Translational Updates

Please contact us via TechSupport@acrobiosystems.com if you have any question on this product.

