

**Synonym**

IL-21 R &amp; IL-2 R gamma, IL21R &amp; IL2RG, IL-21R &amp; IL-2RG

**Source**

Human IL-21 R & IL-2 R gamma Heterodimer Protein, Fc Tag&Fc Tag (ILA-H52W9) is expressed from human 293 cells (HEK293). It contains AA Cys 20 - Pro 236 (IL-21 R) & Leu 23 - Asn 254 (IL-2 R gamma) (Accession # [Q9HBE5-1](#) (IL-21 R) & [P31785-1](#) (IL-2 R gamma)).

Predicted N-terminus: Cys 20 (IL-21 R) & Leu 23 (IL-2 R gamma)

**Molecular Characterization**

IL-21R (Cys 20 - Pro 236) Q9HBE5-1	Fc(Pro 100 - Lys 330) P01857
IL-2RG (Leu 23 - Asn 254) P31785-1	Fc(Pro 100 - Lys 330) P01857

The protein has a calculated MW of 51.5 kDa (IL-21 R) & 53.6 kDa (IL-2 R gamma). The protein migrates as 65 kDa and 70 kDa under reducing (R) condition (SDS-PAGE) due to glycosylation.

**Endotoxin**

Less than 1.0 EU per µg by the LAL method.

**Purity**

>95% as determined by SDS-PAGE.

**Formulation**

Lyophilized from 0.22 µm filtered solution in PBS, pH7.4 with trehalose as protectant.

Contact us for customized product form or formulation.

**Reconstitution**

Please see Certificate of Analysis for specific instructions.

*For best performance, we strongly recommend you to follow the reconstitution protocol provided in the CoA.*


**Storage**

For long term storage, the product should be stored at lyophilized state at -20°C or lower.

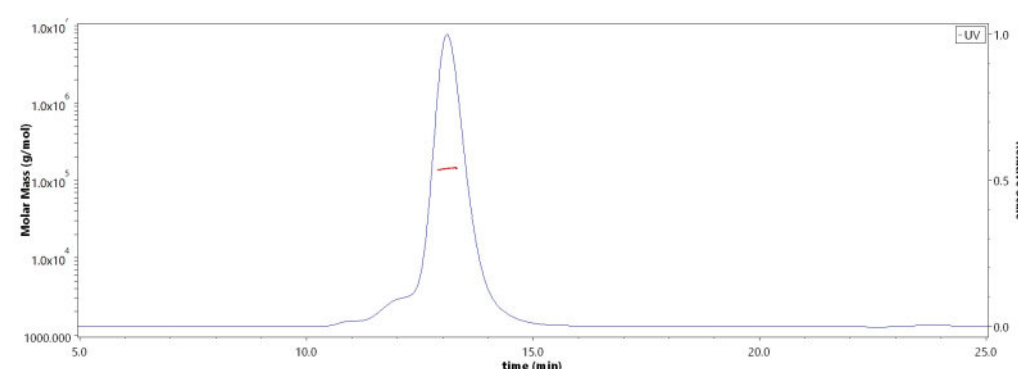
*Please avoid repeated freeze-thaw cycles.*

This product is stable after storage at:

- -20°C to -70°C for 12 months in lyophilized state;
- -70°C for 3 months under sterile conditions after reconstitution.

**SDS-PAGE**

Human IL-21 R & IL-2 R gamma Heterodimer Protein, Fc Tag&Fc Tag on SDS-PAGE under reducing (R) condition. The gel was stained with Coomassie Blue. The purity of the protein is greater than 95%.

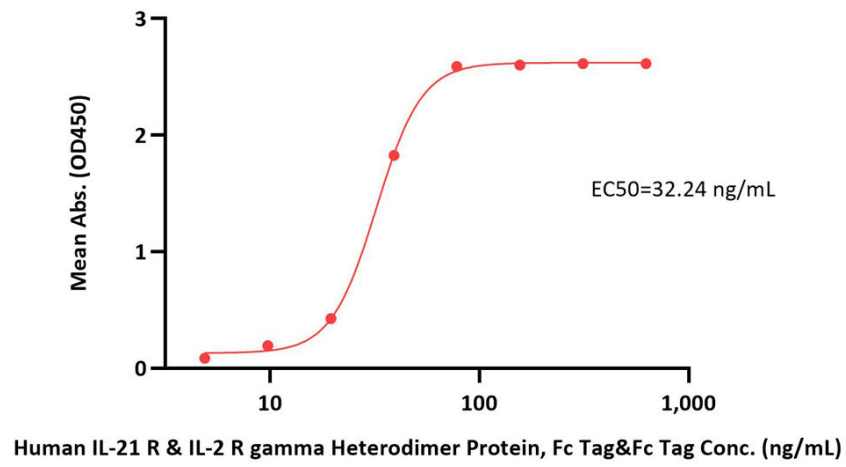
**Bioactivity-ELISA****SEC-MALS**

The purity of Human IL-21 R & IL-2 R gamma Heterodimer Protein, Fc Tag&Fc Tag (Cat. No. ILA-H52W9) is more than 85% and the molecular weight of this protein is around 128-156kDa verified by SEC-MALS.

[Report](#)

## Human IL-21 R &amp; IL-2 R gamma Heterodimer Protein, Fc Tag&amp;Fc Tag ELISA

0.5 µg of Human IL-21, Tag Free per well



Immobilized Human IL-21, Tag Free (Cat. No. IL1-H5213) at 5 µg/mL (100 µL/well) can bind Human IL-21 R & IL-2 R gamma Heterodimer Protein, Fc Tag&Fc Tag (Cat. No. ILA-H52W9) with a linear range of 5-78 ng/mL (QC tested).

### Background

Interleukin (IL)-21, IL-2, IL-4, IL-7, IL-9, and IL-15 form a family of cytokines based on their sharing the common cytokine receptor  $\gamma$  chain ( $\gamma_c$ ), which was originally discovered as the third receptor component of the IL-2 receptor, IL-2RG. IL-21 is a class I cytokine that exerts pleiotropic effects on both innate and adaptive immune responses. It signals through a heterodimeric receptor complex consisting of the IL-21 receptor (IL-21R) and the common  $\gamma$ -chain.

### Clinical and Translational Updates

Please contact us via [TechSupport@acrobiosystems.com](mailto:TechSupport@acrobiosystems.com) if you have any question on this product.