

Synonym

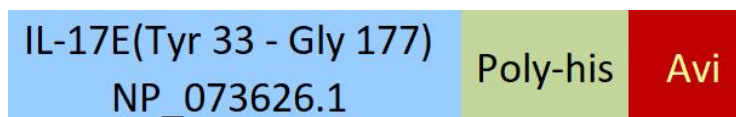
IL-17E,IL-25,Interleukin-25

Source

Biotinylated Human IL-17E Protein, His,Avitag(IL5-H82E1) is expressed from human 293 cells (HEK293). It contains AA Tyr 33 - Gly 177 (Accession # [NP_073626.1](#)).

Predicted N-terminus: Tyr 33

Molecular Characterization



This protein carries a polyhistidine tag at the C-terminus, followed by an Avi tag (Avitag™). The protein has a calculated MW of 20.4 kDa. The protein migrates as 27-31 kDa under reducing (R) condition (SDS-PAGE) due to glycosylation.

Labeling

Biotinylation of this product is performed using Avitag™ technology. Briefly, the single lysine residue in the Avitag is enzymatically labeled with biotin.

Protein Ratio

Passed as determined by the HABA assay / binding ELISA.

Endotoxin

Less than 1.0 EU per µg by the LAL method.

Purity

>90% as determined by SDS-PAGE.

Formulation

Lyophilized from 0.22 µm filtered solution in PBS, pH7.4 with trehalose as protectant.

Contact us for customized product form or formulation.

Reconstitution

Please see Certificate of Analysis for specific instructions.

For best performance, we strongly recommend you to follow the reconstitution protocol provided in the CoA.

Storage

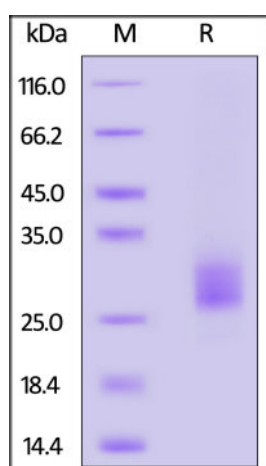
For long term storage, the product should be stored at lyophilized state at -20°C or lower.

Please avoid repeated freeze-thaw cycles.

This product is stable after storage at:

- -20°C to -70°C for 12 months in lyophilized state;
- -70°C for 3 months under sterile conditions after reconstitution.

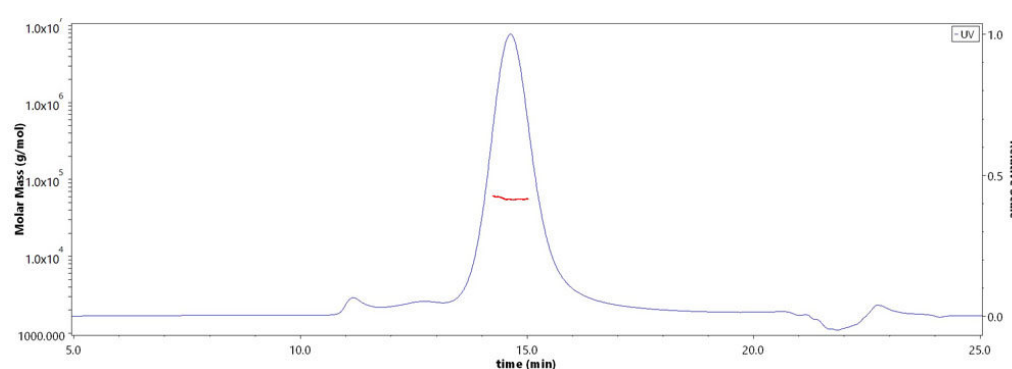
SDS-PAGE



Biotinylated Human IL-17E Protein, His,Avitag on SDS-PAGE under reducing (R) condition. The gel was stained overnight with Coomassie Blue. The purity of the protein is greater than 90%.

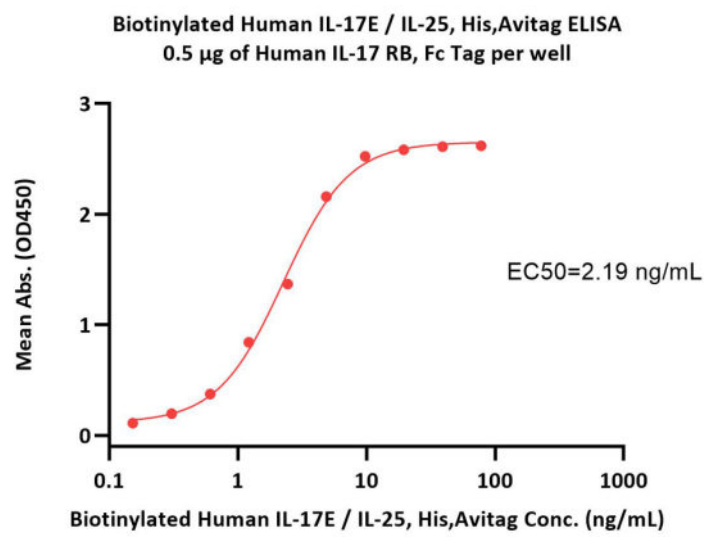
Bioactivity-ELISA

SEC-MALS



The purity of Biotinylated Human IL-17E Protein, His,Avitag (Cat. No. IL5-H82E1) is more than 85% and the molecular weight of this protein is around 50-60 kDa verified by SEC-MALS.

[Report](#)



Immobilized Human IL-17 RB, Fc Tag (Cat. No. ILB-H5251) at 5 µg/mL (100 µL/well) can bind Biotinylated Human IL-17E / IL-25, His,Avitag (Cat. No. IL5-H82E1) with a linear range of 0.2-5 ng/mL (QC tested).

Background

Interleukin 25 (IL25) is also known as Interleukin-17E (IL-17E), is a distinct member of the IL17 cytokine family comprised of at least six members sharing a conserved cysteine-knot structure but divergent at the N-terminus. IL-25 is secreted by type 2 helper T cells (Th2) and mast cells. IL25 can induce NF-κB activation, and stimulate the production of IL8. Both this cytokine and IL17B are ligands for the cytokine receptor IL17RB. IL-25 induces the production of other cytokines, including IL-4, IL-5 and IL-13 in multiple tissues, which stimulate the expansion of eosinophils. This cytokine is an important molecule controlling immunity of the gut and has been implicated in chronic inflammation associated with the gastrointestinal tract. IL-25 can kill some types of breast cancer cells.

Clinical and Translational Updates

Please contact us via TechSupport@acrobiosystems.com if you have any question on this product.