



Synonym

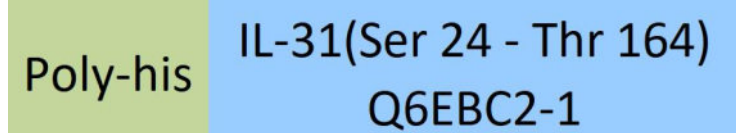
IL-31,IL31,Interleukin-31

Source

Human IL-31, His Tag(IL1-H5247) is expressed from human 293 cells (HEK293). It contains AA Ser 24 - Thr 164 (Accession # [Q6EBC2-1](#)).

Predicted N-terminus: His

Molecular Characterization



This protein carries a polyhistidine tag at the N-terminus.

The protein has a calculated MW of 17.7 kDa. The protein migrates as 23-33 kDa when calibrated against [Star Ribbon Pre-stained Protein Marker](#) under reducing (R) condition (SDS-PAGE) due to glycosylation.

Endotoxin

Less than 1.0 EU per µg by the LAL method.

Purity

>90% as determined by SDS-PAGE.

>90% as determined by SEC-MALS.

Formulation

Lyophilized from 0.22 µm filtered solution in PBS, pH7.4 with trehalose as protectant.

Contact us for customized product form or formulation.

Reconstitution

Please see Certificate of Analysis for specific instructions.

For best performance, we strongly recommend you to follow the reconstitution protocol provided in the CoA.

Storage

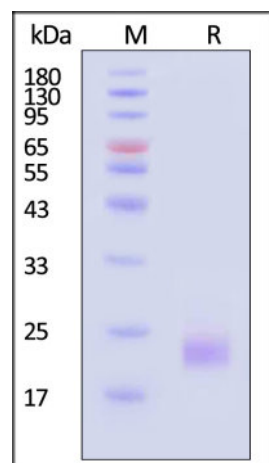
For long term storage, the product should be stored at lyophilized state at -20°C or lower.

Please avoid repeated freeze-thaw cycles.

This product is stable after storage at:

- -20°C to -70°C for 12 months in lyophilized state;
- -70°C for 3 months under sterile conditions after reconstitution.

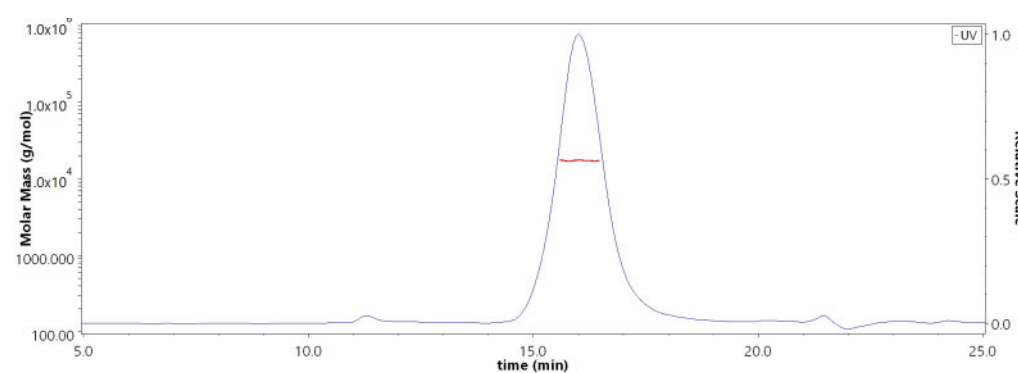
SDS-PAGE



Human IL-31, His Tag on SDS-PAGE under reducing (R) condition. The gel was stained with Coomassie Blue. The purity of the protein is greater than 90% (With [Star Ribbon Pre-stained Protein Marker](#)).

Bioactivity-ELISA

SEC-MALS

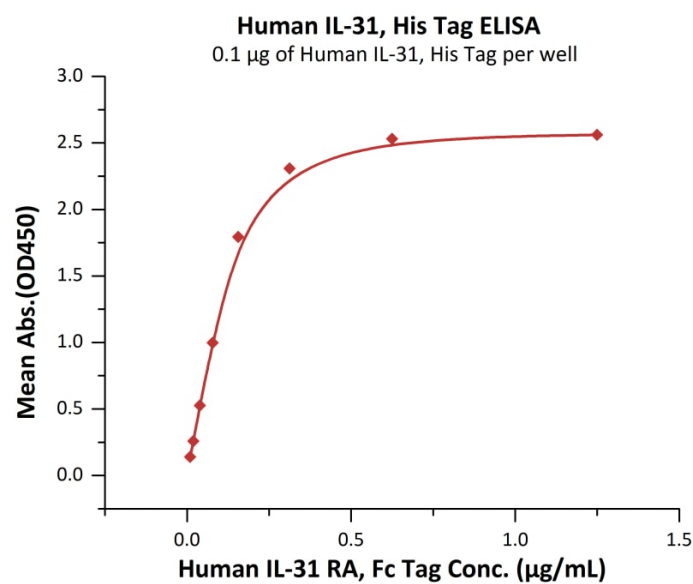


The purity of Human IL-31, His Tag (Cat. No. IL1-H5247) is more than 90% and the molecular weight of this protein is around 15-25 kDa verified by SEC-MALS.

[Report](#)

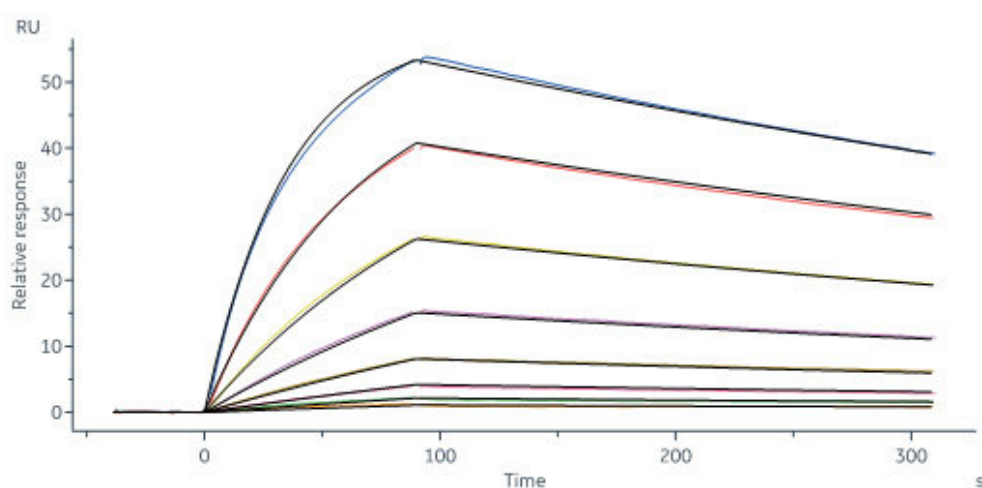
Discounts, Gifts,
and more!



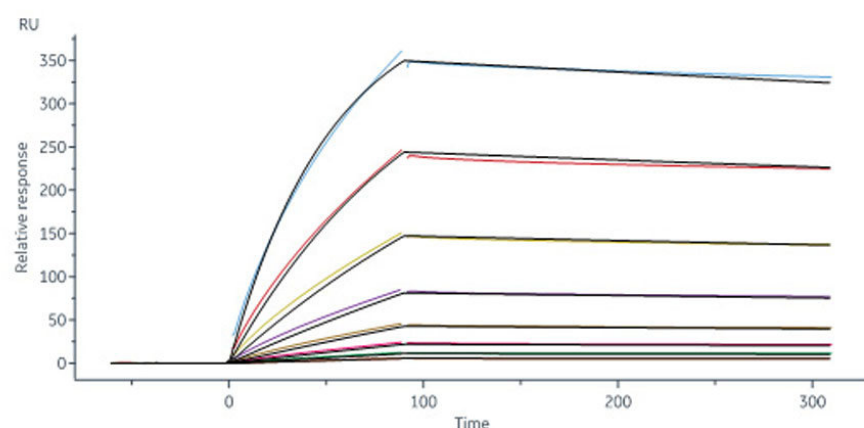


Immobilized Human IL-31, His Tag (Cat. No. IL1-H5247) at 1 µg/mL (100 µL/well) can bind Human IL-31 RA, Fc Tag (Cat. No. ILA-H5256) with a linear range of 0.02-0.625 µg/mL (QC tested).

Bioactivity-SPR



Human IL-31, His Tag (Cat. No. IL1-H5247) immobilized on CM5 Chip can bind Human IL-31 RA, His Tag (Cat. No. ILA-H52H7) with an affinity constant of 52.1 nM as determined in a SPR assay (Biacore 8K) (Routinely tested).



Human IL-31, His Tag (Cat. No. IL1-H5247) capture on NTA-Series S sensor chip can bind Human IL-31 RA, Fc Tag (Cat. No. ILA-H5256) with an affinity constant of 37.1 nM as determined in a SPR assay (Biacore 8K) (Routinely tested).

Background

IL-31 is an inflammatory cytokine that helps trigger cell-mediated immunity against pathogens. Activates STAT3 and possibly STAT1 and STAT5 through the IL31 heterodimeric receptor composed of IL31RA and OSMR. It has also been identified as a major player in a number of chronic inflammatory diseases, including atopic dermatitis. May function in skin immunity. IL-31 is produced by a variety of cells, namely type 2 helper (TH2) T-cells. IL-31 sends signals through a receptor complex made of IL-31RA and oncostatin M receptor β (OSMRβ) expressed in immune and epithelial cells. These signals activate three pathways: ERK1/2 MAP kinase, PI3K/AKT, and JAK1/2 signaling pathways.

Clinical and Translational Updates

Please contact us via TechSupport@acrobiosystems.com if you have any question on this product.

Discounts, Gifts,
and more!

