

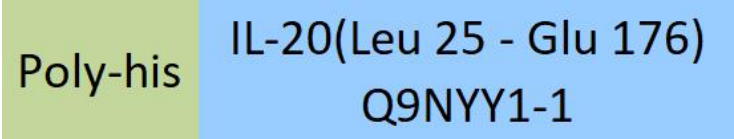
Synonym

interleukin-20,IL10D,IL-20,interleukin 20,Cytokine Zcyto10,ZCYTO10

Source

Human IL-20, His Tag(IL0-H5243) is expressed from human 293 cells (HEK293). It contains AA Leu 25 - Glu 176 (Accession # [Q9NYY1-1](#)).
Predicted N-terminus: His

Molecular Characterization



This protein carries a polyhistidine tag at the N-terminus.
The protein has a calculated MW of 19.4 kDa. The protein migrates as 18 kDa under reducing (R) condition (SDS-PAGE).

Endotoxin

Less than 1.0 EU per µg by the LAL method.

Purity

>95% as determined by SDS-PAGE.
>90% as determined by SEC-MALS.

Formulation

Lyophilized from 0.22 µm filtered solution in PBS, pH 7.4 with trehalose as protectant.
Contact us for customized product form or formulation.

Reconstitution


Please see Certificate of Analysis for specific instructions.
For best performance, we strongly recommend you to follow the reconstitution protocol provided in the CoA.

Storage

For long term storage, the product should be stored at lyophilized state at -20°C or lower.
Please avoid repeated freeze-thaw cycles.
This product is stable after storage at:

- 20°C to -70°C for 12 months in lyophilized state;
- 70°C for 3 months under sterile conditions after reconstitution.

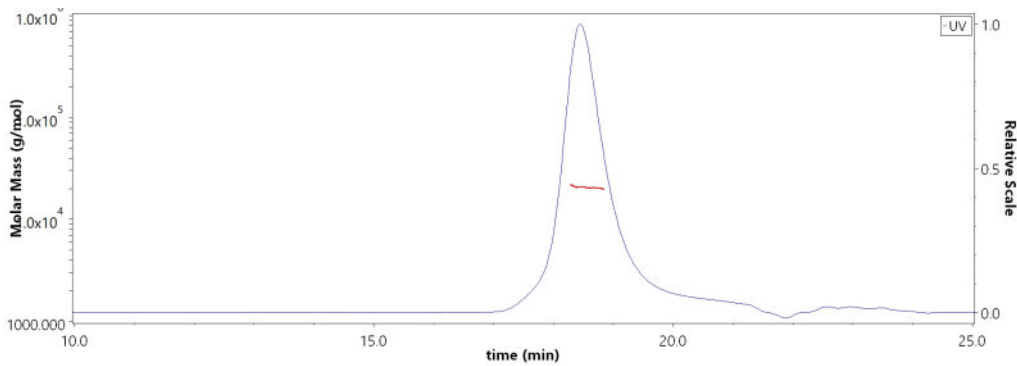
SDS-PAGE



Human IL-20, His Tag on SDS-PAGE under reducing (R) condition. The gel was stained with Coomassie Blue. The purity of the protein is greater than 95%.

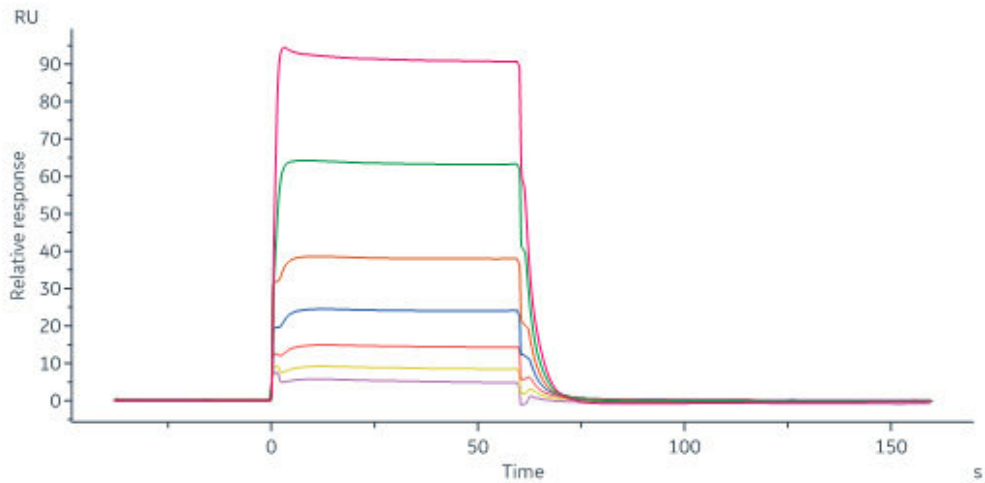
Bioactivity-SPR

SEC-MALS



The purity of Human IL-20, His Tag (Cat. No. IL0-H5243) is more than 90% and the molecular weight of this protein is around 16-24 kDa verified by SEC-MALS.
[Report](#)





Human IL-20, His Tag (Cat. No. IL0-H5243) immobilized on CM5 Chip can bind Human IL-20 R alpha, Fc Tag (Cat. No. ILA-H525d) with an affinity constant of 4.42 μ M as determined in a SPR assay (Biacore 8K) (QC tested).

Background

Interleukin-20 (IL-20) belongs to the family of IL-10-related cytokines, which includes IL-10, -19, -20, -22, -24 and -26. IL-20 induces STAT activation through two types of receptor complex, one of which it shares with IL-19, indicating that their biological activities may overlap. Both cytokines may play an important role in regulating the development and proper functioning of skin. IL-20 has also been shown to promote endothelial cell tube formation, suggesting that it may be involved in vascular vessel maturation and remodelling.

Clinical and Translational Updates

Please contact us via TechSupport@acrobiosystems.com if you have any question on this product.

