

Synonym

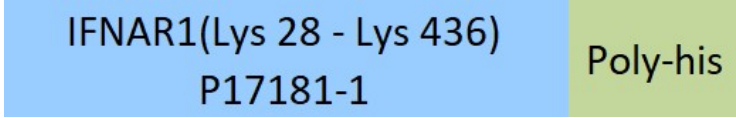
IFNAR1,IFNAR,CRF2-1,IFN-R-1,IFNAR-1

Source

Human IFN-alpha / beta R1 Protein, His Tag(IF1-H5225) is expressed from human 293 cells (HEK293). It contains AA Lys 28 - Lys 436 (Accession # [P17181-1](#)).

Predicted N-terminus: Lys 28

Molecular Characterization



This protein carries a polyhistidine tag at the C-terminus.

The protein has a calculated MW of 49.0 kDa. The protein migrates as 65-100 kDa under reducing (R) condition (SDS-PAGE) due to glycosylation.

Endotoxin

Less than 1.0 EU per µg by the LAL method.

Purity

>95% as determined by SDS-PAGE.

Formulation

Lyophilized from 0.22 µm filtered solution in PBS, pH7.4 with trehalose as protectant.

Contact us for customized product form or formulation.

Reconstitution

Please see Certificate of Analysis for specific instructions.

For best performance, we strongly recommend you to follow the reconstitution protocol provided in the CoA.

Storage

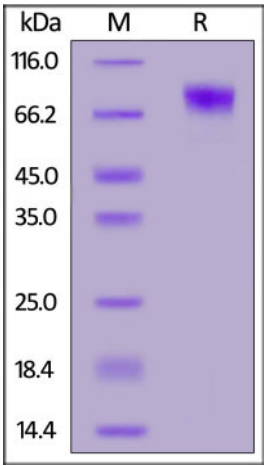
For long term storage, the product should be stored at lyophilized state at -20°C or lower.

Please avoid repeated freeze-thaw cycles.

This product is stable after storage at:

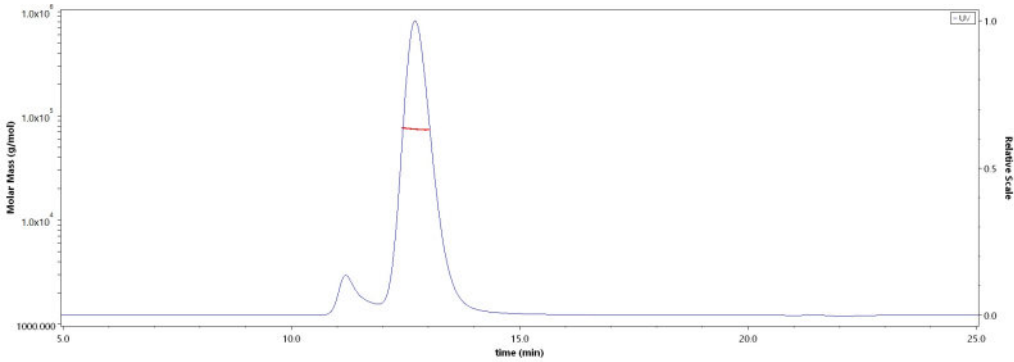
- 20°C to -70°C for 12 months in lyophilized state;
- 70°C for 3 months under sterile conditions after reconstitution.

SDS-PAGE



Human IFN-alpha / beta R1 Protein, His Tag on SDS-PAGE under reducing (R) condition. The gel was stained with Coomassie Blue. The purity of the protein is greater than 95%.

SEC-MALS



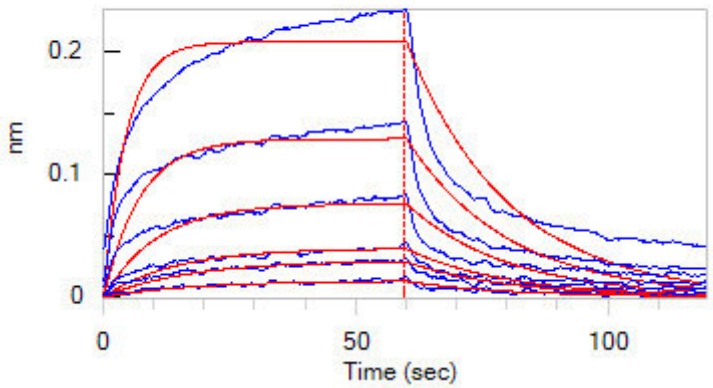
The purity of Human IFN-alpha / beta R1 Protein, His Tag (Cat. No. IF1-H5225) is more than 85% and the molecular weight of this protein is around 67-81kDa verified by SEC-MALS.

[Report](#)

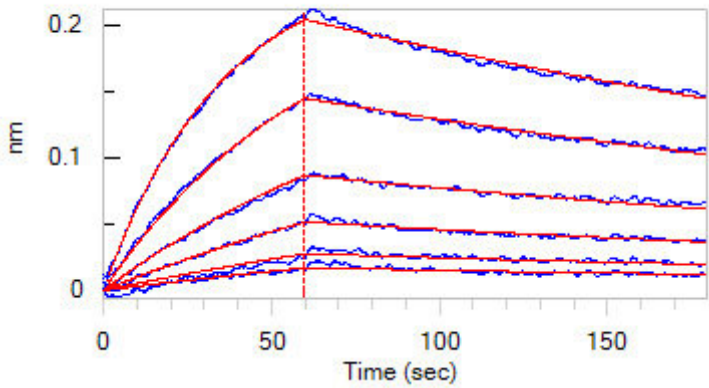
Bioactivity-BLI

Discounts, Gifts,
and more!





Loaded Human IFNAR1, His Tag (Cat. No. IF1-H5225) on NTA Biosensor, can bind Human IFN-alpha 2b Protein, Fc Tag (Cat. No. IFB-H5253) with an affinity constant of 0.689 μ M as determined in BLI assay (ForteBio Octet Red96e) (QC tested).



Loaded Human IFN-alpha / beta R1, His Tag (Cat. No. IF1-H5225) on NTA Biosensor, can bind Human IFN-alpha 1, Fc Tag (Cat. No. IFA-H5258) with an affinity constant of 11.3 nM as determined in BLI assay (ForteBio Octet Red96e) (Routinely tested).

Background

Interferon alpha/beta receptor 1 (IFNAR1) is also known as Cytokine receptor class-II member 1, Cytokine receptor family 2 member 1 (CRF2-1), Type I interferon receptor 1, IFNAR, which belongs to the type II cytokine receptor family. IFNAR1 /IFNAR contains four fibronectin type-III domains. IFNAR1 associates with IFNAR2 to form the type I interferon receptor. IFNAR1 is receptor for interferons alpha and beta. IFNAR1 can transduce IFNB signals without the help of IFNAR2, and not activating the Jak-STAT pathway.

Clinical and Translational Updates

Please contact us via TechSupport@acrobiosystems.com if you have any question on this product.

