

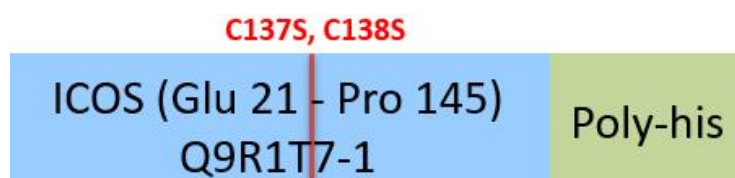
Synonym

ICOS,CD278,AILIM,Inducible T-cell costimulator

Source

Rat ICOS (C137S, C138S), His Tag(ICS-R52H9) is expressed from human 293 cells (HEK293). It contains AA Glu 21 - Pro 145 (C137S,C138S) (Accession # [Q9R1T7-1](#) (C137S, C138S)).

Predicted N-terminus: Glu 21

Molecular Characterization

This protein carries a polyhistidine tag at the C-terminus.

The protein has a calculated MW of 15.9 kDa. The protein migrates as 24-26 kDa and 60-65 kDa under reducing (R) condition (SDS-PAGE) due to glycosylation.

Endotoxin

Less than 1.0 EU per µg by the LAL method.

Purity

>90% as determined by SDS-PAGE.

Formulation

Lyophilized from 0.22 µm filtered solution in PBS, pH7.4 with trehalose as protectant.

Contact us for customized product form or formulation.

Reconstitution

Please see Certificate of Analysis for specific instructions.

For best performance, we strongly recommend you to follow the reconstitution protocol provided in the CoA.


Storage

For long term storage, the product should be stored at lyophilized state at -20°C or lower.

Please avoid repeated freeze-thaw cycles.

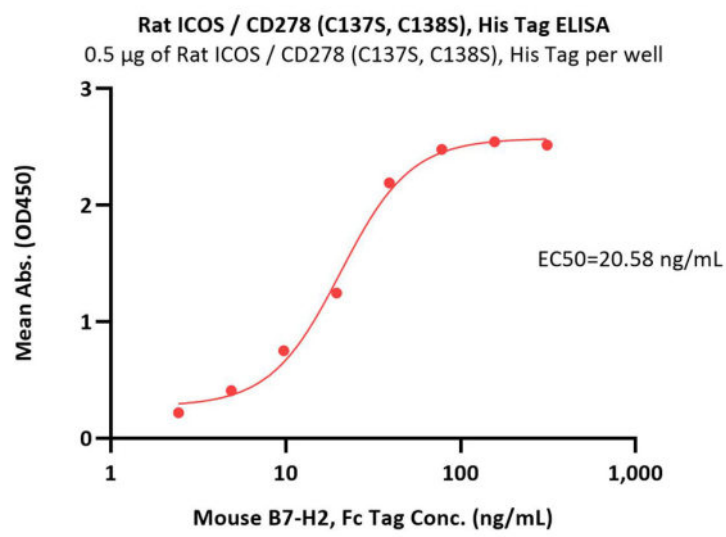
This product is stable after storage at:

- -20°C to -70°C for 12 months in lyophilized state;
- -70°C for 3 months under sterile conditions after reconstitution.

SDS-PAGE

Rat ICOS (C137S, C138S), His Tag on SDS-PAGE under reducing (R) condition. The gel was stained with Coomassie Blue. The purity of the protein is greater than 90%.

Bioactivity-ELISA



Immobilized Rat ICOS / CD278 (C137S, C138S), His Tag (Cat. No. ICS-R52H9) at 5 µg/mL (100 µL/well) can bind Mouse B7-H2, Fc Tag (Cat. No. B72-M5258) with a linear range of 2-39 ng/mL (QC tested).

Background

Inducible T-cell costimulator (ICOS) is also known as Activation-inducible lymphocyte immunomediatory molecule (AILIM), CD278, which belongs to the CD28 family of immune costimulatory receptors consisting of CD28, CTLA-4 and PD-1. ICOS enhances all basic T-cell responses to a foreign antigen, namely proliferation, secretion of lymphokines, up-regulation of molecules that mediate cell-cell interaction, and effective help for antibody secretion by B-cells. CD278 / ICOS prevents the apoptosis of pre-activated T-cells and also plays a critical role in CD40-mediated class switching of immunoglobulin isotypes.

Clinical and Translational Updates

Please contact us via TechSupport@acrobiosystems.com if you have any question on this product.