

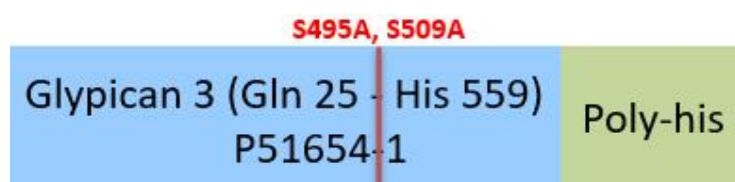
Synonym

GPC3,OCI5,Glypican-3,GTR2-2,MXR7,DGSX,SDYS ,SGB,SGBS,SGBS1

Source

Human Glypican 3 (S495A, S509A), His Tag(GP3-H52H8) is expressed from human 293 cells (HEK293). It contains AA Gln 25 - His 559 (Accession # [P51654-1](#) (S495A, S509A)).

Predicted N-terminus: Gln 25 & Ser 359

Molecular Characterization

This protein carries a polyhistidine tag at the C-terminus.

This protein contains a furin-like convertase cleavage site, 355-RQYR-358, and will be partially processed into N and C-terminal fragment with calculated MW of 38.1 kDa and 24.5 kDa respectively. The protein migrates as 28-32 kDa, 42-45 kDa and 65-75 kDa under reducing (R) condition (SDS-PAGE) due to glycosylation.

Endotoxin

Less than 0.1 EU per µg by the LAL method.

Purity

>90% as determined by SDS-PAGE.

Formulation

Lyophilized from 0.22 µm filtered solution in PBS, pH7.4 with trehalose as protectant.

Contact us for customized product form or formulation.

Reconstitution

Please see Certificate of Analysis for specific instructions.

For best performance, we strongly recommend you to follow the reconstitution protocol provided in the CoA.


Storage

For long term storage, the product should be stored at lyophilized state at -20°C or lower.

Please avoid repeated freeze-thaw cycles.

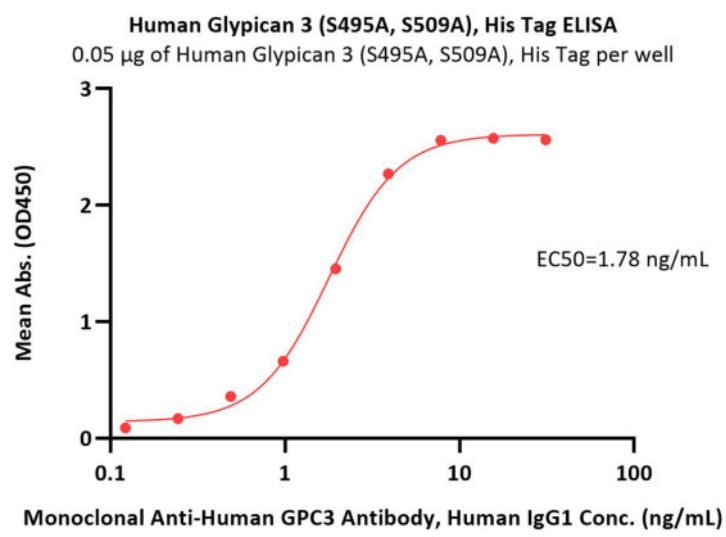
This product is stable after storage at:

- -20°C to -70°C for 12 months in lyophilized state;
- -70°C for 3 months under sterile conditions after reconstitution.

SDS-PAGE

Human Glypican 3 (S495A, S509A), His Tag on SDS-PAGE under reducing (R) condition. The gel was stained overnight with Coomassie Blue. The purity of the protein is greater than 90%.

Bioactivity-ELISA



Immobilized Human Glypican 3 (S495A, S509A), His Tag (Cat. No. GP3-H52H8) at 0.5 µg/mL (100 µL/well) can bind Monoclonal Anti-Human GPC3 Antibody, Human IgG1 with a linear range of 0.1-4 ng/mL (QC tested).

Background

Glypican-3 (GPC3) is also known as Intestinal protein OCI-5, GTR2-2, MXR7, which belongs to the glypican family. Glypican 3 / GPC-3 is highly expressed in lung, liver and kidney. Glypican-3 inhibits the dipeptidyl peptidase activity of DPP4. Glypican-3 may be involved in the suppression/modulation of growth in the predominantly mesodermal tissues and organs, and also may play a role in the modulation of IGF2 interactions with its receptor and thereby modulate its function.

Clinical and Translational Updates

Please contact us via TechSupport@acrobiosystems.com if you have any question on this product.