

Synonym

FGL1,Hepassocin,HP-041,HFREP-1,LFIRE-1,HFREP1

Source

Biotinylated Human FGL1 (64-312), Avitag,Fc Tag(FG1-H82F6) is expressed from human 293 cells (HEK293). It contains AA Asp 64 - Ile 312 (Accession # [Q08830-1](#)).

Predicted N-terminus: Gly

Molecular Characterization

This protein carries an Avi tag (Avitag™) at the N-terminus, followed by a human IgG1 Fc tag.

The protein has a calculated MW of 116.3 kDa. The protein migrates as 110-120 kDa under reducing (R) condition (SDS-PAGE).

Labeling

Biotinylation of this product is performed using Avitag™ technology. Briefly, the single lysine residue in the Avitag is enzymatically labeled with biotin.

Protein Ratio

Passed as determined by the HABA assay / binding ELISA.

Endotoxin

Less than 1.0 EU per µg by the LAL method.

Purity

>90% as determined by SDS-PAGE.

Formulation

Lyophilized from 0.22 µm filtered solution in 50 mM Tris, 100 mM Glycine, 150 mM NaCl, pH7.5 with trehalose as protectant.

Contact us for customized product form or formulation.

Reconstitution

Please see Certificate of Analysis for specific instructions.

For best performance, we strongly recommend you to follow the reconstitution protocol provided in the CoA.

Storage


For long term storage, the product should be stored at lyophilized state at -20°C or lower.

Please avoid repeated freeze-thaw cycles.

This product is stable after storage at:

- -20°C to -70°C for 12 months in lyophilized state;
- -70°C for 3 months under sterile conditions after reconstitution.

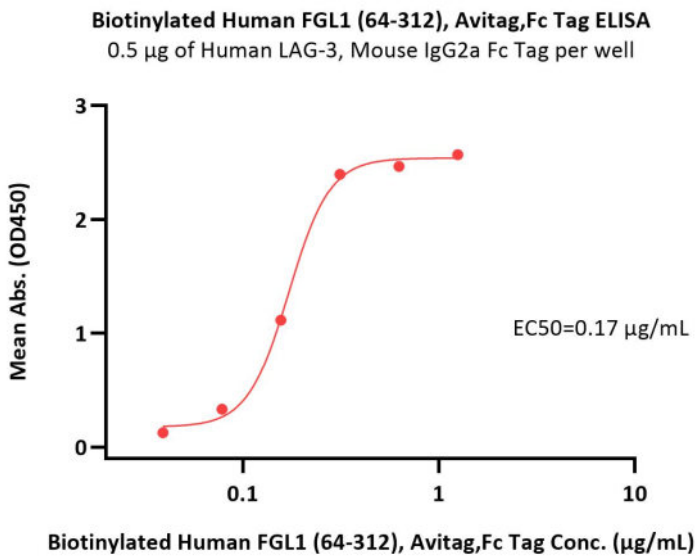
SDS-PAGE



Biotinylated Human FGL1 (64-312), Avitag,Fc Tag on SDS-PAGE under reducing (R) condition. The gel was stained with Coomassie Blue. The purity of the protein is greater than 90%.

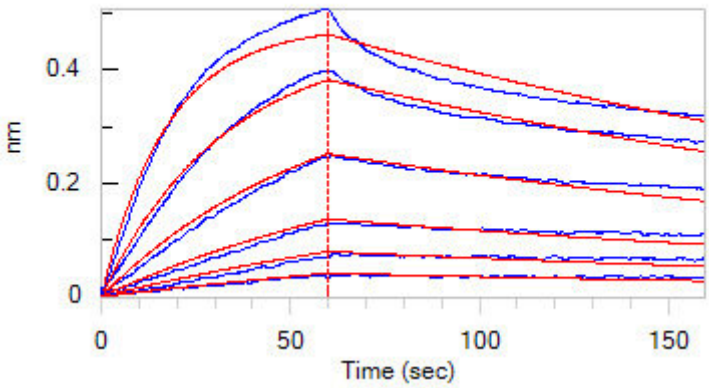
Bioactivity-ELISA





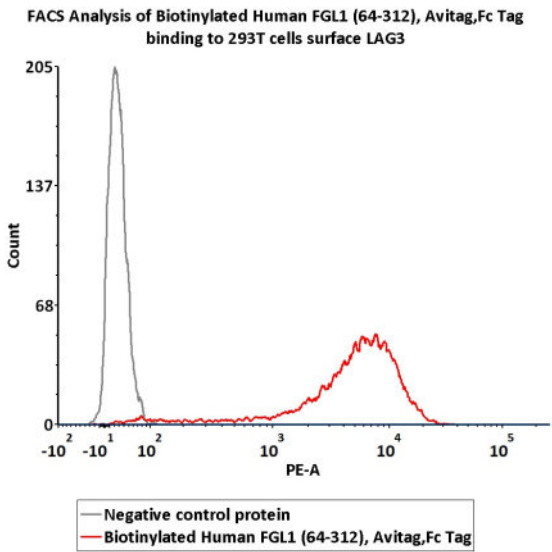
Immobilized Human LAG-3, Mouse IgG2a Fc Tag (Cat. No. LA3-H52Aa) at 5 µg/mL (100 µL/well) can bind Biotinylated Human FGL1 (64-312), Avitag,Fc Tag (Cat. No. FG1-H82F6) with a linear range of 0.039-0.313 µg/mL (QC tested).

Bioactivity-BLI



Loaded Biotinylated Human FGL1 (64-312), Avitag,Fc Tag (Cat. No. FG1-H82F6) on SA Biosensor, can bind Human LAG-3, Fc Tag (HPLC-verified) (Cat. No. LA3-H5255) with an affinity constant of 3.78 nM as determined in BLI assay (ForteBio Octet Red96e) (Routinely tested).

Bioactivity-FACS



FACS assay shows that Biotinylated Human FGL1 (64-312), Avitag,Fc Tag (Cat. No. FG1-H82F6) can bind to 293T cells overexpressing human LAG3.





The concentration of Human FGL1 is 3 µg/ml (Routinely tested).

Background

Fibrinogen-like protein 1(FGL1) is also known as HP-041, Hepassocin, HFREP-1, LFIRE-1. The protective effect of fibrinogen-like protein 1 (FGL1) in liver injury has previously been reported. However, studies have shown that FGL1 may be a predictor of GC patients and a target for GC therapy. Immunocytochemical studies revealed that fgl1 selectively binds to defective spermatozoa in the cauda epididymidis. Northern blot analysis and in situ hybridization demonstrated the high expression of fgl1 in the principal cells of the proximal cauda epididymidis. Immunofluorescence analysis using mouse fibrotic lung tissues suggested that fibrotic regions showed increased expressions of Gtse1 and Fgl1, Gtse1 and Fgl1 are suggested to be novel targets for radiation-induced lung fibrosis.

Clinical and Translational Updates

Please contact us via TechSupport@acrobiosystems.com if you have any question on this product.

