

**Synonym**

EFNB2

**Source**

Human Ephrin-B2 Protein, Fc tag (EPN-H5259) is expressed from human 293 cells (HEK293). It contains AA Ser 25 - Ala 168 (Accession # [P52799-1](#)).

Predicted N-terminus: Ser 25

**Molecular Characterization**

Ephrin-B2(Ser 25 - Ala 168) P52799-1	Fc(Pro 100 - Lys 330) P01857
---	---------------------------------

This protein carries a human IgG1 Fc tag at the C-terminus

The protein has a calculated MW of 42.8 kDa. The protein migrates as 50-55 kDa under reducing (R) condition (SDS-PAGE) due to glycosylation.

**Endotoxin**

Less than 1.0 EU per µg by the LAL method.

**Purity**

>95% as determined by SDS-PAGE.

>90% as determined by SEC-MALS.

**Formulation**

Lyophilized from 0.22 µm filtered solution in 51 mM Tris, 100 mM Glycine, 25 mM Arginine, 150 mM NaCl, pH7.5 with trehalose as protectant.

Contact us for customized product form or formulation.

**Reconstitution**

Please see Certificate of Analysis for specific instructions.

*For best performance, we strongly recommend you to follow the reconstitution protocol provided in the CoA.*

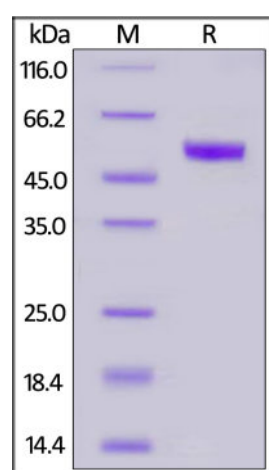
**Storage**

For long term storage, the product should be stored at lyophilized state at -20°C or lower.

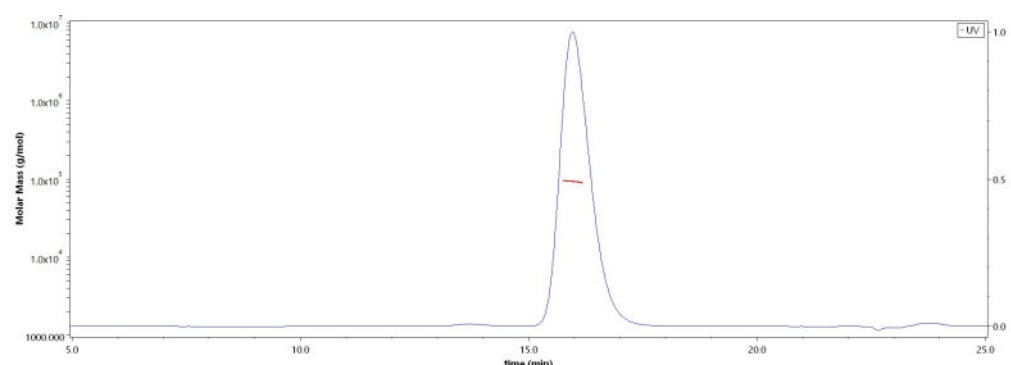
*Please avoid repeated freeze-thaw cycles.*

This product is stable after storage at:

- -20°C to -70°C for 12 months in lyophilized state;
- -70°C for 3 months under sterile conditions after reconstitution.

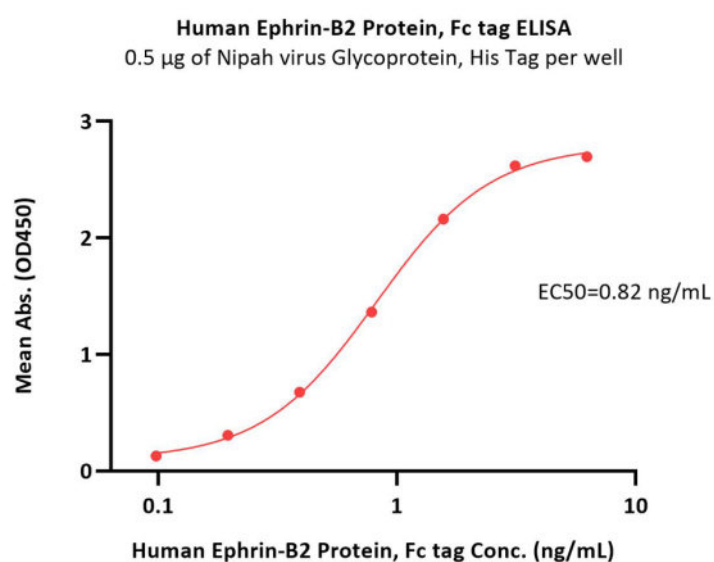
**SDS-PAGE**

Human Ephrin-B2 Protein, Fc tag on SDS-PAGE under reducing (R) condition. The gel was stained overnight with Coomassie Blue. The purity of the protein is greater than 95%.

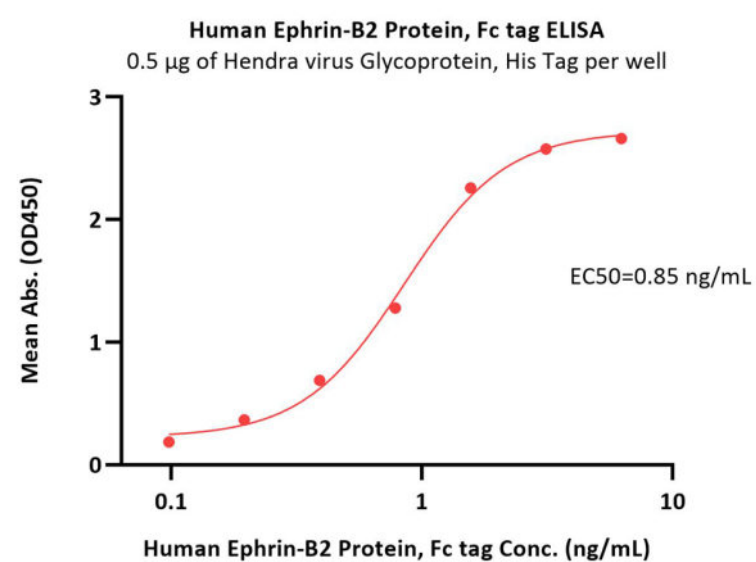
**Bioactivity-ELISA****SEC-MALS**

The purity of Human Ephrin-B2 Protein, Fc tag (Cat. No. EPN-H5259) is more than 90% and the molecular weight of this protein is around 82-101kDa verified by SEC-MALS.

[Report](#)



Immobilized Nipah virus Glycoprotein, His Tag (Cat. No. GLN-N52H3) at 5 µg/mL (100 µL/well) can bind Human Ephrin-B2 Protein, Fc tag (Cat. No. EPN-H5259) with a linear range of 0.1-2 ng/mL (QC tested).



Immobilized Hendra virus Glycoprotein, His Tag (Cat. No. GLN-H52H3) at 5 µg/mL (100 µL/well) can bind Human Ephrin-B2 Protein, Fc tag (Cat. No. EPN-H5259) with a linear range of 0.1-2 ng/mL (Routinely tested).

## Background

Ephrin-B2 (EFNB2) is also known as EPH-related receptor tyrosine kinase ligand 5 (LERK-5) or HTK ligand (HTK-L), which belongs to the ephrin family. The ephrin-B (ENFB) class are transmembrane proteins implicated in mediating developmental events, especially in the nervous system and in erythropoiesis. EFNB2 has been shown to interact with EPHA3 and EPHB1 in optic chiasm development. EFNB2 has also been shown to serve as a receptor for Hendra Virus and Nipah Virus, mediating entry into the cell during infection.

## Clinical and Translational Updates

Please contact us via [TechSupport@acrobiosystems.com](mailto:TechSupport@acrobiosystems.com) if you have any question on this product.