



Source

Monoclonal Anti-Monkeypox-E8L Antibody, Human IgG1 (1C12) is a chimeric monoclonal antibody recombinantly expressed from human 293 cells (HEK293), which combines the variable region of a mouse monoclonal antibody with human IgG1 constant domain. The mouse monoclonal antibody is produced from a hybridoma resulting from fusion of SP2/0 myeloma and B-lymphocytes obtained from a mouse immunized with E8L.

Isotype

Human IgG1 | Human Kappa

Specificity

This product is a specific antibody specifically reacts with E8L.

Application

ELISA

Purity

>90% as determined by SDS-PAGE.

>90% as determined by SEC-MALS.

Endotoxin

Less than 1.0 EU per mg by the LAL method.

Formulation

Lyophilized from 0.22 μ m filtered solution in PBS, pH 7.4 with trehalose as protectant.

Contact us for customized product form or formulation.

Reconstitution

Please see Certificate of Analysis for specific instructions.

For best performance, we strongly recommend you to follow the reconstitution protocol provided in the CoA.

Storage


For long term storage, the product should be stored at lyophilized state at -20°C or lower.

Please avoid repeated freeze-thaw cycles.

This product is stable after storage at:

- -20°C to -70°C for 12 months in lyophilized state;
- -70°C for 3 months under sterile conditions after reconstitution.

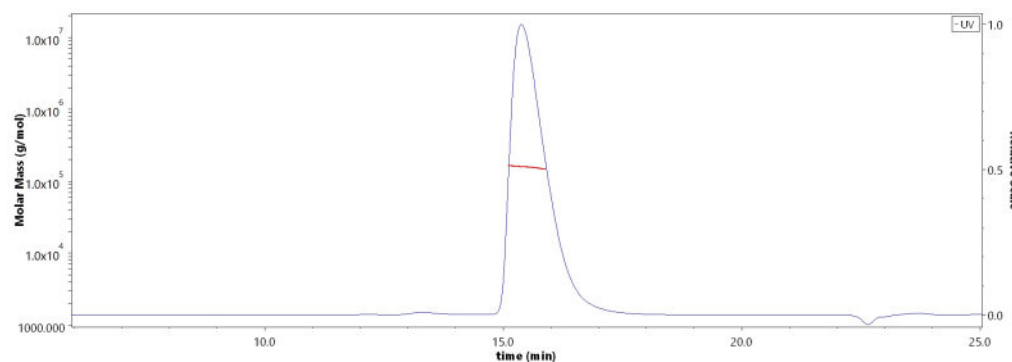
SDS-PAGE



Monoclonal Anti-Monkeypox-E8L Antibody, Human IgG1 (1C12) on SDS-PAGE under reducing (R) condition. The gel was stained with Coomassie Blue. The purity of the protein is greater than 90%.

Bioactivity-Elisa

SEC-MALS

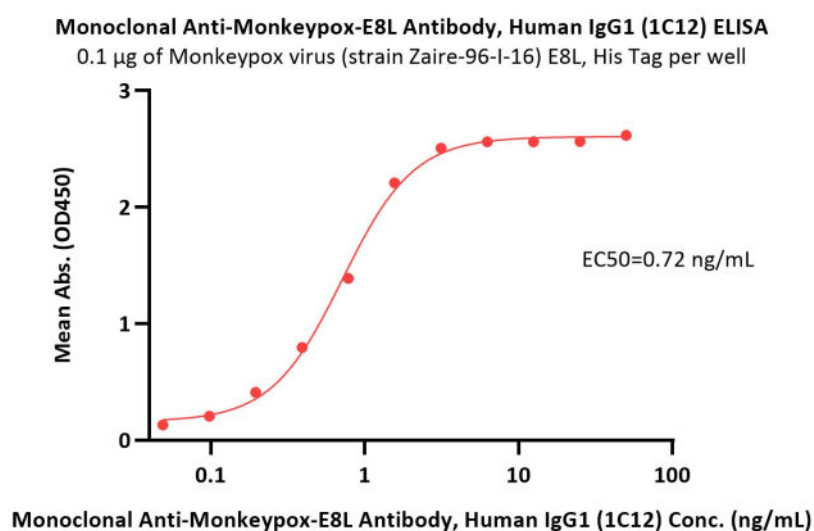


The purity of Monoclonal Anti-Monkeypox-E8L Antibody, Human IgG1 (1C12) (Cat. No. E8L-M573) is more than 90% and the molecular weight of this protein is around 135-160 kDa verified by SEC-MALS.

[Report](#)

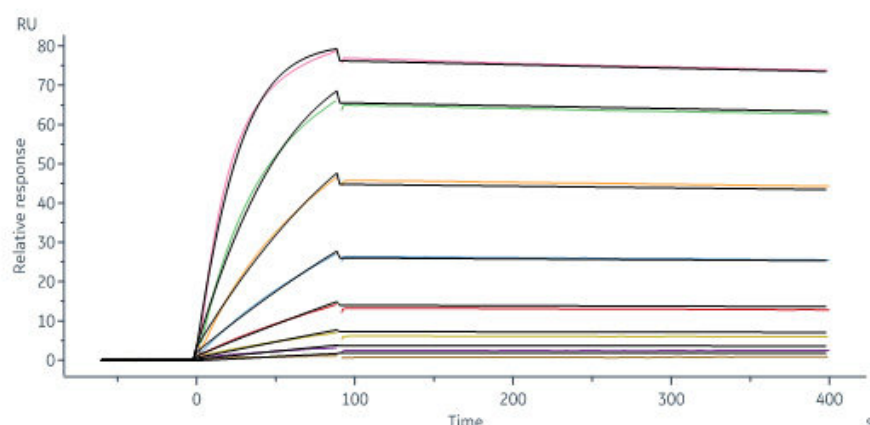
Discounts, Gifts,
and more!





Immobilized Monkeypox virus (strain Zaire-96-I-16) E8L, His Tag (Cat. No. E8L-M52H3) at 1 µg/mL (100 µL/well) can bind Monoclonal Anti-Monkeypox-E8L Antibody, Human IgG1 (1C12) (Cat. No. E8L-M573) with a linear range of 0.1-2 ng/mL (QC tested).

Bioactivity-SPR



Monoclonal Anti-Monkeypox-E8L Antibody, Human IgG1 (1C12) (Cat. No. E8L-M573) captured on Protein A Chip can bind Monkeypox virus (strain Zaire-96-I-16) E8L, His Tag (Cat. No. E8L-M52H3) with an affinity constant of 0.119 nM as determined in a SPR assay (Biacore 8K) (Routinely tested).

Background

Monkeypox is a rare zoonosis caused by monkeypox virus, which has become the most serious orthopoxvirus and consists of complex double stranded DNA. The cases are mostly in central and western Africa. The pathogenesis of monkeypox is that the virus invades the body from respiratory mucosa, multiplies in lymphocytes, and incurs into blood producing transient venereal toxemia. After the virus multiplies in cells, the cells can invade the blood and propagate to the skin of the whole body, causing lesions. E8L can bind to chondroitin sulfate on the cell surface to provide virion attachment to target cell.

Clinical and Translational Updates

Please contact us via TechSupport@acrobiosystems.com if you have any question on this product.

Discounts, Gifts,
and more!

