

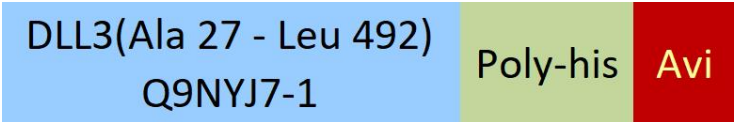
Synonym

Delta3,delta-like 3 (Drosophila),delta-like protein
3,DLL3,Pudgy,SCDO1,SCDO1delta3

Source

Biotinylated Human DLL3, His,Avitag(DL3-H82E4) is expressed from human 293 cells (HEK293). It contains AA Ala 27 - Leu 492 (Accession # [Q9NYJ7-1](#)). Predicted N-terminus: Ala 27

Molecular Characterization



This protein carries a polyhistidine tag at the C-terminus, followed by an Avi tag (Avitag™)

The protein has a calculated MW of 52.1 kDa. The protein migrates as 55-65 kDa under reducing (R) condition (SDS-PAGE) due to glycosylation.

Labeling

Biotinylation of this product is performed using Avitag™ technology. Briefly, the single lysine residue in the Avitag is enzymatically labeled with biotin.

Protein Ratio

Passed as determined by the HABA assay / binding ELISA.

Endotoxin

Less than 1.0 EU per µg by the LAL method.

Purity

>95% as determined by SDS-PAGE.

>90% as determined by SEC-MALS.

Formulation

Lyophilized from 0.22 µm filtered solution in PBS, 0.2 M Arginine, pH7.4 with trehalose as protectant.

Contact us for customized product form or formulation.

Reconstitution

Please see Certificate of Analysis for specific instructions.

For best performance, we strongly recommend you to follow the reconstitution protocol provided in the CoA.

Storage

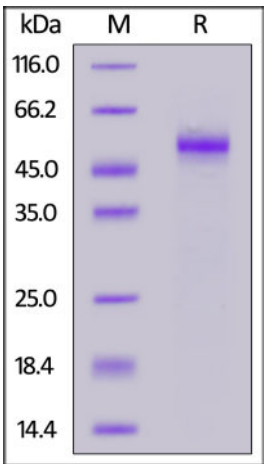
For long term storage, the product should be stored at lyophilized state at -20°C or lower.

Please avoid repeated freeze-thaw cycles.

This product is stable after storage at:

- 20°C to -70°C for 12 months in lyophilized state;
- 70°C for 3 months under sterile conditions after reconstitution.

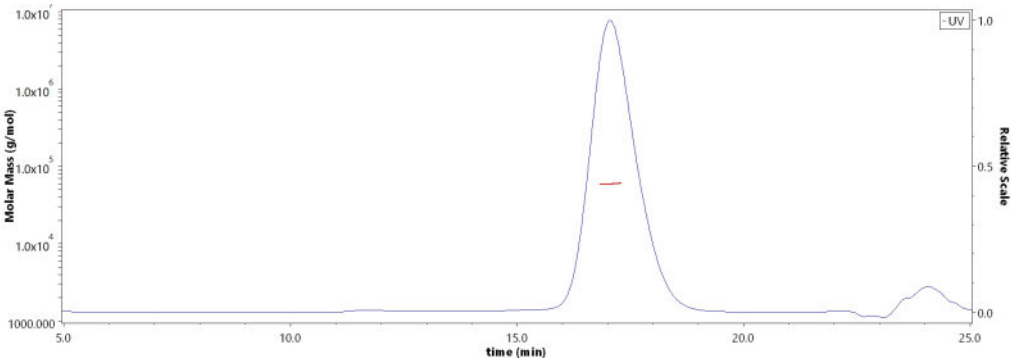
SDS-PAGE



Biotinylated Human DLL3, His,Avitag on SDS-PAGE under reducing (R) condition. The gel was stained with Coomassie Blue. The purity of the protein is greater than 95%.

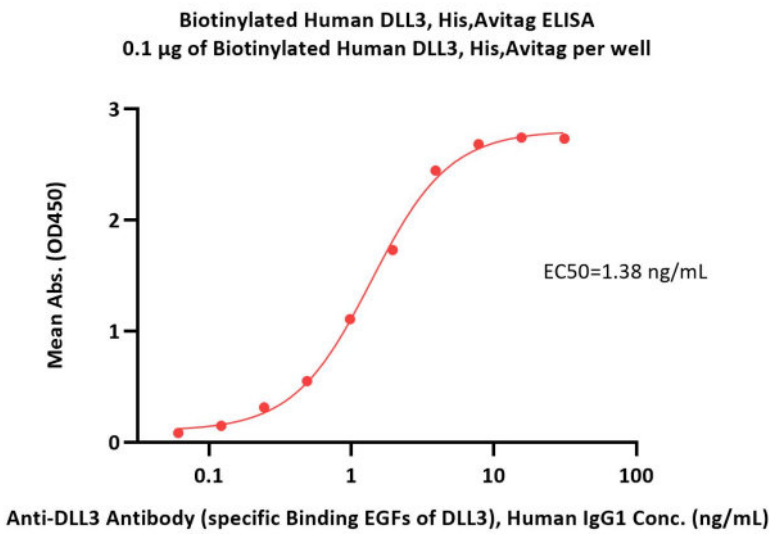
Bioactivity-ELISA

SEC-MALS



The purity of Biotinylated Human DLL3, His,Avitag (Cat. No. DL3-H82E4) is more than 90% and the molecular weight of this protein is around 51-69 kDa verified by SEC-MALS.

[Report](#)



Immobilized Biotinylated Human DLL3, His,Avitag (Cat. No. DL3-H82E4) at 1 µg/mL (100 µL/well) on streptavidin (Cat. No. STN-N5116) precoated (0.5 µg/well) plate can bind Anti-DLL3 Antibody (specific Binding EGFs of DLL3), Human IgG1 with a linear range of 0.1-4 ng/mL (QC tested).

Background

Delta-like protein 3 (DLL3) is a transmembrane protein that belongs to the Delta/Serrate/Lag-2 (DSL) family of Notch ligands. May be required to divert neurons along a specific differentiation pathway. Plays a role in the formation of somite boundaries during segmentation of the paraxial mesoderm. DLL3 protein is expressed on the surface of tumor cells but not in normal adult tissues.

Clinical and Translational Updates

Please contact us via TechSupport@acrobiosystems.com if you have any question on this product.