

Synonym

leukosialin, sialophorin, GPL115, Galactoglycoprotein, GALGP, Leukocyte sialoglycoprotein

Source

Human CD43, His Tag (CD3-H52H9) is expressed from human 293 cells (HEK293). It contains AA Ser 20 - Arg 253 (Accession # [P16150-1](#)).

Predicted N-terminus: Ser 20

Molecular Characterization

CD43(Ser 20 - Arg 253)
P16150-1 Poly-his

This protein carries a polyhistidine tag at the C-terminus.

The protein has a calculated MW of 25.3 kDa. The protein migrates as 45-80 kDa under reducing (R) condition (SDS-PAGE) due to glycosylation.

Endotoxin

Less than 1.0 EU per μg by the LAL method.

Purity

>90% as determined by SDS-PAGE.

>90% as determined by SEC-MALS.

Formulation

Lyophilized from 0.22 μm filtered solution in PBS, pH7.4. Normally trehalose is added as protectant before lyophilization.

Contact us for customized product form or formulation.

Reconstitution

Please see Certificate of Analysis for specific instructions.

For best performance, we strongly recommend you to follow the reconstitution protocol provided in the CoA.

Storage

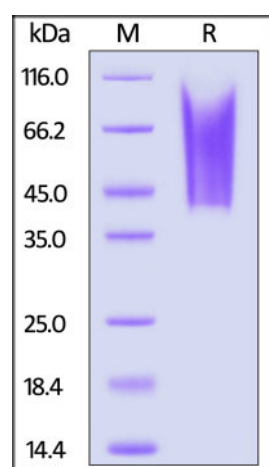
For long term storage, the product should be stored at lyophilized state at -20°C or lower.

Please avoid repeated freeze-thaw cycles.

This product is stable after storage at:

- -20°C to -70°C for 12 months in lyophilized state;
- -70°C for 3 months under sterile conditions after reconstitution.

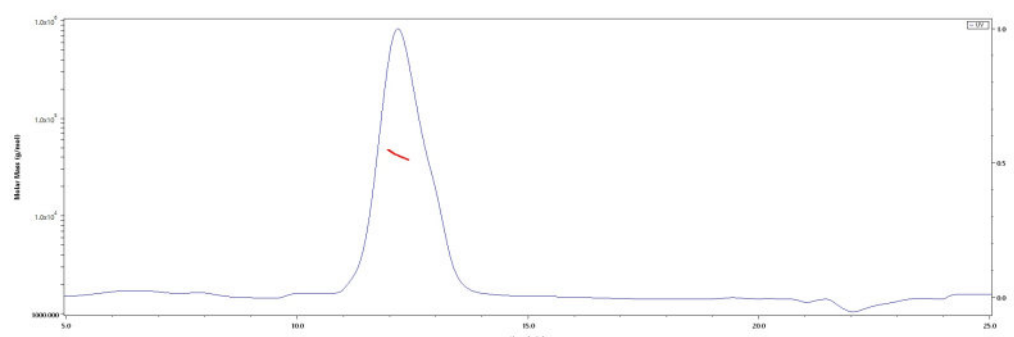
SDS-PAGE



Human CD43, His Tag on SDS-PAGE under reducing (R) condition. The gel was stained overnight with Coomassie Blue. The purity of the protein is greater than 90%.

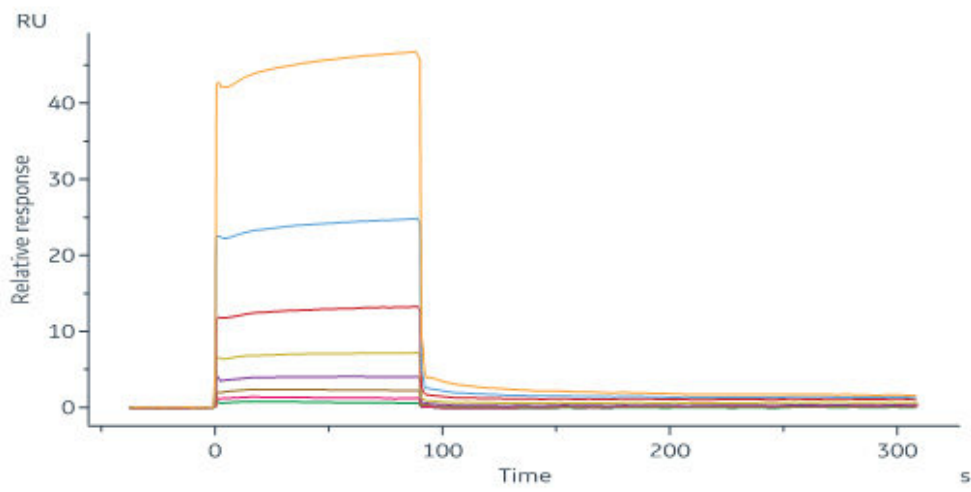
Bioactivity-SPR

SEC-MALS



The purity of Human CD43, His Tag (Cat. No. CD3-H52H9) is more than 90% and the molecular weight of this protein is around 38-48 kDa verified by SEC-MALS.

[Report](#)



Human Siglec-1, His Tag (Cat. No. SG1-H52H3) immobilized on CM5 Chip can bind Human CD43, His Tag (Cat. No. CD3-H52H9) with an affinity constant of 76.1 μ M as determined in a SPR assay (Biacore 8K) (QC tested).

Background

CD43 or leukosialin or sialophorin, is predominant cell surface sialoprotein of leukocytes which regulates multiple T-cell functions, including T-cell activation, proliferation, differentiation, trafficking and migration. In hematopathology, CD43 is often considered as a T-cell associated marker, because it is expressed by over 95% of thymocytes and peripheral blood T cells. CD43 positively regulates T-cell trafficking to lymph-nodes via its association with ERM proteins (EZR, RDX and MSN).

Clinical and Translational Updates

Please contact us via TechSupport@acrobiosystems.com if you have any question on this product.