

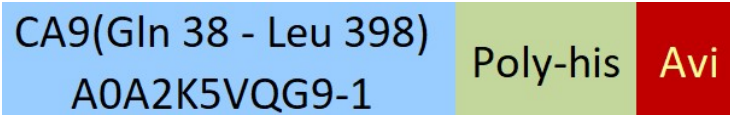
**Synonym**

CAIX,CA9,CA-IX,G250,MN,P54,58N,pMW1

**Source**

Biotinylated Cynomolgus Carbonic Anhydrase IX (38-398), His,Avitag (CA9-C82E6) is expressed from human 293 cells (HEK293). It contains AA Gln 38 - Leu 398 (Accession # [A0A2K5VQG9-1](#)).

Predicted N-terminus: Gln 38

**Molecular Characterization**

This protein carries a polyhistidine tag at the C-terminus, followed by an Avi tag (Avitag™).

The protein has a calculated MW of 43.2 kDa. The protein migrates as 50-55 kDa under reducing (R) condition (SDS-PAGE) due to glycosylation.

**Biotinylation**

*Biotinylation of this product is performed using Avitag™ technology. Briefly, the single lysine residue in the Avitag is enzymatically labeled with biotin.*

**Biotin:Protein Ratio**

Passed as determined by the HABA assay / binding ELISA.

**Endotoxin**

Less than 1.0 EU per µg by the LAL method.

**Purity**

>95% as determined by SDS-PAGE.

>90% as determined by SEC-MALS.

**Formulation**

Lyophilized from 0.22 µm filtered solution in 20 mM MES, 100 mM NaCl, pH6.5. Normally trehalose is added as protectant before lyophilization.

Contact us for customized product form or formulation.

**Reconstitution**

Please see Certificate of Analysis for specific instructions.

*For best performance, we strongly recommend you to follow the reconstitution protocol provided in the CoA.*


**Storage**

For long term storage, the product should be stored at lyophilized state at -20°C or lower.

*Please avoid repeated freeze-thaw cycles.*

This product is stable after storage at:

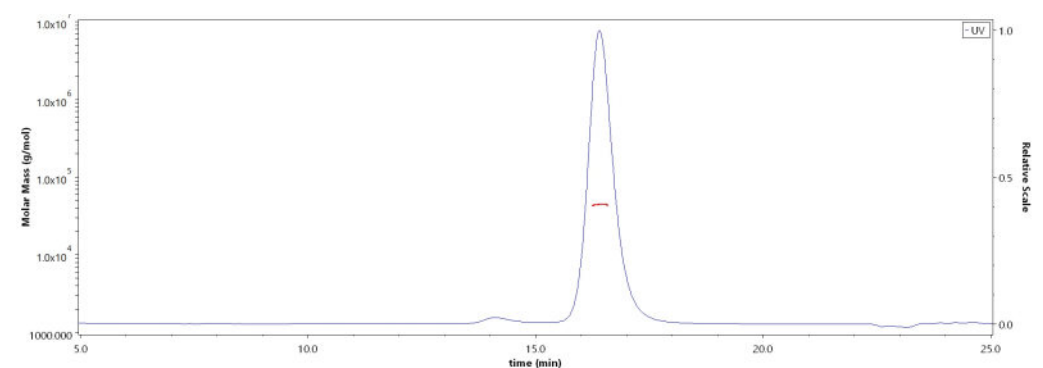
- -20°C to -70°C for 12 months in lyophilized state;
- -70°C for 3 months under sterile conditions after reconstitution.

**SDS-PAGE**

Biotinylated Cynomolgus Carbonic Anhydrase IX (38-398), His,Avitag on SDS-PAGE under reducing (R) condition. The gel was stained overnight with Coomassie Blue. The purity of the protein is greater than 95%.

**Bioactivity**

The specific activity is >50 pmol/min/µg, as measured with 4-Nitrophenyl acetate (QC tested).

**SEC-MALS**

The purity of Biotinylated Cynomolgus Carbonic Anhydrase IX (38-398), His,Avitag (Cat. No. CA9-C82E6) is more than 90% and the molecular weight of this protein is around 38-55kDa verified by SEC-MALS.

[Report](#)

One unit is defined as the amount of enzyme that hydrolyze 1.0 p mole of 4-Nitrophenyl acetate to 4-Nitrophenol per minute at pH7.5 at Room temperature

### **Background**

Carbonic anhydrases (CAs) are a large family of zinc metalloenzymes. CAs form a family of enzymes that catalyze the rapid interconversion of carbon dioxide and water to bicarbonate and protons (or vice versa), a reversible reaction that occurs rather slowly in the absence of a catalyst. One of the functions of the enzyme in animals is to interconvert carbon dioxide and bicarbonate to maintain acid-base balance in blood and other tissues, and to help transport carbon dioxide out of tissues. The active site of most carbonic anhydrases contains a zinc ion. There are at least five distinct CA families ( $\alpha$ ,  $\beta$ ,  $\gamma$ ,  $\delta$  and  $\epsilon$ ). Carbonic anhydrase 9 (CA9 / CAIX) is also known as Membrane antigen MN (MN), Renal cell carcinoma-associated antigen G250, which belongs to the alpha-carbonic anhydrase family. CA9 / CAIX with an optimal activity at pH 6.49. Reversible hydration of carbon dioxide. CA IX participates in pH regulation. CA9 may be involved in the control of cell proliferation and transformation. CA-IX appears to be a novel specific biomarker for a cervical neoplasia.

### **Clinical and Translational Updates**

Please contact us via [TechSupport@acrobiosystems.com](mailto:TechSupport@acrobiosystems.com) if you have any question on this product.