

Synonym

AXL,UFO

Source

Human Axl, Fc Tag(AXL-H5253) is expressed from human 293 cells (HEK293).

It contains AA Ala 26 - Trp 451 (Accession # [P30530-1](#)).

Predicted N-terminus: Ala 26

Molecular Characterization

Axl(Ala 26 - Trp 451) P30530-1	Fc(Pro 100 - Lys 330) P01857
-----------------------------------	---------------------------------

This protein carries a human IgG1 Fc tag at the C-terminus

The protein has a calculated MW of 72.6 kDa. The protein migrates as 95-110 kDa under reducing (R) condition (SDS-PAGE) due to glycosylation.

Endotoxin

Less than 1.0 EU per µg by the LAL method.

Purity

>95% as determined by SDS-PAGE.

>90% as determined by SEC-MALS.

Formulation

Lyophilized from 0.22 µm filtered solution in 50 mM Tris, 100 mM Glycine, 150 mM NaCl, 25 mM Arginine, pH7.5 with trehalose as protectant.

Contact us for customized product form or formulation.

Reconstitution

Please see Certificate of Analysis for specific instructions.


*For best performance, we strongly recommend you to follow the reconstitution protocol provided in the CoA.***Storage**

For long term storage, the product should be stored at lyophilized state at -20°C or lower.

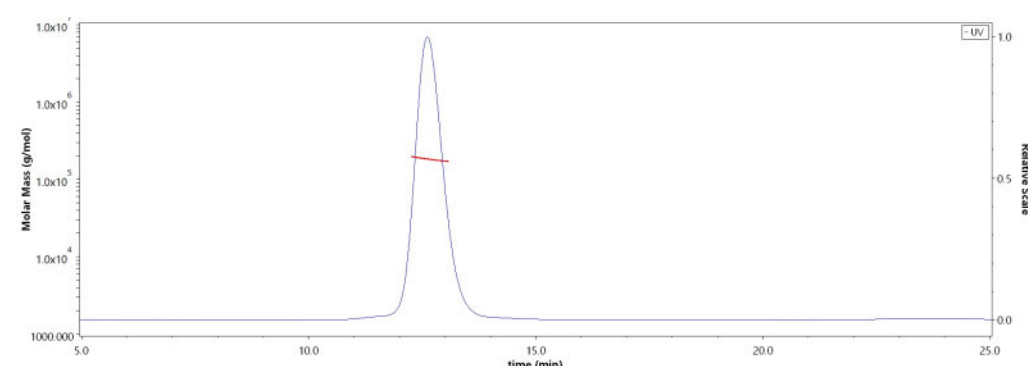
Please avoid repeated freeze-thaw cycles.

This product is stable after storage at:

- -20°C to -70°C for 12 months in lyophilized state;
- -70°C for 3 months under sterile conditions after reconstitution.

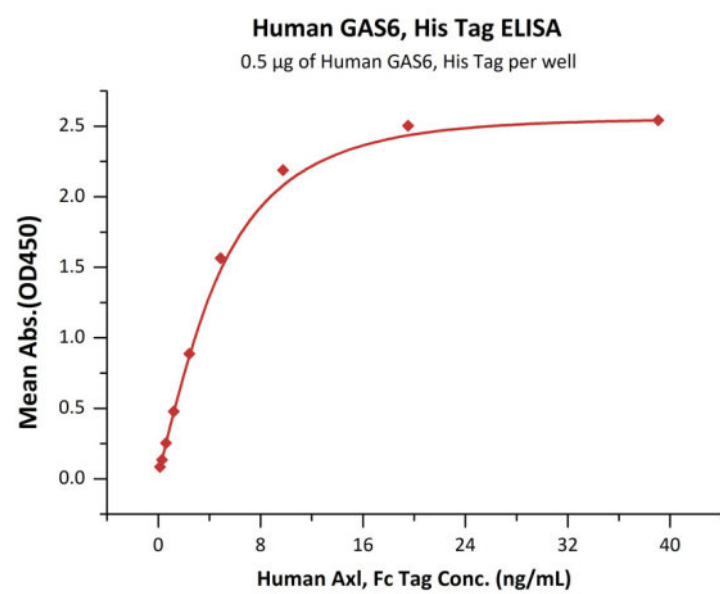
SDS-PAGE

Human Axl, Fc Tag on SDS-PAGE under reducing (R) condition. The gel was stained with Coomassie Blue. The purity of the protein is greater than 95%.

Bioactivity-ELISA**SEC-MALS**

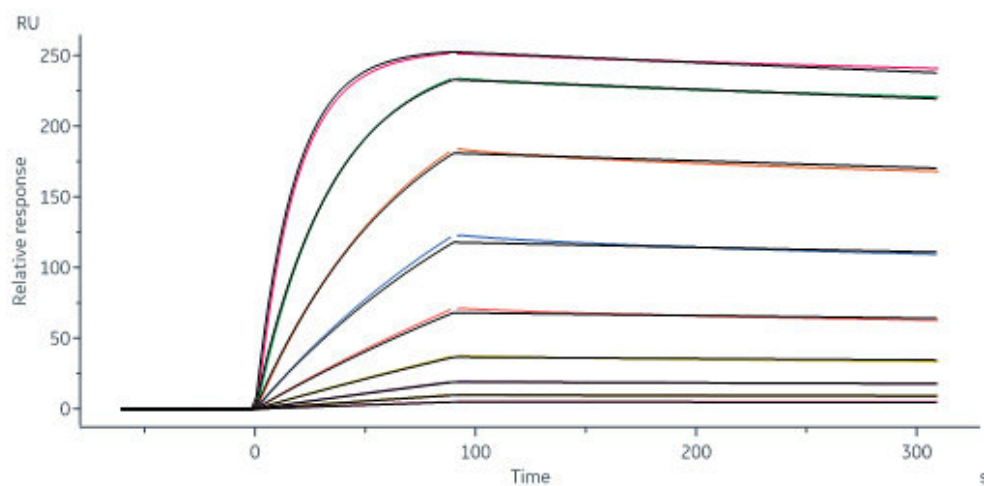
The purity of Human Axl, Fc Tag (Cat. No. AXL-H5253) is more than 90% and the molecular weight of this protein is around 165-200 kDa verified by SEC-MALS.

[Report](#)



Immobilized Human GAS6, His Tag (Cat. No. GA6-H5249) at 5 µg/mL (100 µL/well) can bind Human Axl, Fc Tag (Cat. No. AXL-H5253) with a linear range of 0.1-10 ng/mL (QC tested).

Bioactivity-SPR



Human Axl, Fc Tag (Cat. No. AXL-H5253) captured on CM5 chip via Anti-human IgG Fc antibodies surface can bind Human GAS6, His Tag (Cat. No. GA6-H5249) with an affinity constant of 1.23 nM as determined in a SPR assay (Biacore 8K) (Routinely tested).

Background

AXL Receptor Tyrosine Kinase is also known as Tyrosine-protein kinase receptor UFO, which belongs to the protein kinase superfamily, Tyr protein kinase family and AXL/UFO subfamily. AXL contains two fibronectin type-III domains, two Ig-like C2-type (immunoglobulin-like) domains and one protein kinase domain. AXL is highly expressed in metastatic colon tumors. AXL is activated by GAS6-binding and subsequent autophosphorylation. AXL is involved in signal transduction from the extracellular matrix into the cytoplasm by binding growth factors, and thus implicated in the stimulation of cell proliferation.

Clinical and Translational Updates

Please contact us via TechSupport@acrobiosystems.com if you have any question on this product.